

BOARD PACKET

SEPTEMBER 24, 2018

7:30pm



Our Vision:
Champion Learning –
Develop, Educate, and Inspire!

BOARD MEETING AGENDA

- A. ROLL CALL
- B. MEETING MINUTES (8-27-2018)
- C. APPROVAL OF AGENDA
- D. SCHOOL PRESENTATIONS – none
- E. SUPERINTENDENT UPDATE
- F. STUDENT REPRESENTATIVES UPDATE
- G. **PUBLIC PARTICIPATION:** *Persons who wish to address the Board may complete a Public Comment Card to be presented to the Board president at the beginning of the meeting. Each speaker is allotted a maximum of 5 minutes unless otherwise notified. Each speaker will be asked to announce his/her name and indicate if he/she represents any organization or agency. No person may speak more than once on the same subject during a single meeting. For further details see our policy on Public Participation at Board Meetings.*
- H. **CONSENT ITEMS**
 - 1. Personnel – Retirement
 - 2. Personnel – Resignation
 - 3. July and August Budget Reports
- I. **ACTION ITEMS**
 - 1. Fund Balance Designations
 - 2. Bid Package - Technology
- J. **DISCUSSION ITEMS**
 - 1. Students on Boards Conference
- K. **BOND UPDATE**
 - 1. August Bond Report from Granger
- L. **PUBLIC PARTICIPATION:** *See Policy 0167.3*
- M. **BOARD COMMENTS**
 - 1. Finance Committee Update
 - 2. MASB Advocacy Training Update
- N. **INFORMATION ITEMS**
 - 1. Draft Finance Minutes
 - 2. Draft Athletics Minutes
 - 3. Nice Job Notes
 - 4. Board Norms
 - 5. M-STEP Data
- O. **CLOSED SESSION - none**

CALENDAR

- *Wednesday, October 3rd – 4:00pm
Athletics – Copeland
- *Thursday, October 4th – 5:00pm
Facilities – Copeland
- *Monday, October 8th – 7:00pm
Board Meeting - Creekside
- *Monday, October 22nd – 4:30pm
Finance - Copeland
- *Monday, October 22nd – 7:00pm
Board Meeting – Creekside
Audit Presentation
- *Monday, November 12th – 7:00pm
Board Meeting - Creekside

BOARD NOTES
SEPTEMBER 24, 2018

A. ROLL CALL

B. MEETING MINUTES (8-27-2018)

C. APPROVAL OF AGENDA

1. Approval of Agenda. Board policy provides that the Superintendent of Schools shall prepare an agenda for all Board meetings as directed by the President of the Board of Education.

* An appropriate motion might be, "I move that the agenda be approved as presented/amended."

D. SCHOOL PRESENTATIONS – none

E. SUPERINTENDENT UPDATE

F. STUDENT REPRESENTATIVES UPDATE

- G. PUBLIC PARTICIPATION:** *Persons who wish to address the Board may complete a Public Comment Card to be presented to the Board president at the beginning of the meeting. Each speaker is allotted a maximum of 5 minutes unless otherwise notified. Each speaker will be asked to announce his/her name and indicate if he/she represents any organization or agency. No person may speak more than once on the same subject during a single meeting. For further details see our policy on Public Participation at Board Meetings.*

H. CONSENT ITEMS

1. Personnel – Retirement. Your packet contains a retirement letter from Speech Language Pathologist Michelle Spaulding, effective September 28, 2018.

* An appropriate resolution might be, "I move that the Board of Education acknowledge the retirement of Michelle Spaulding."

2. Personnel - Resignation. Your packet includes a resignation letter from Creekside teacher Brad Buelow, effective October 5, 2018.

* An appropriate motion might be, "I move that the Board of Education accept the resignation of Brad Buelow."

3. July and August Budget Reports. Your packet includes budget information for the months of July and August 2018.

* An appropriate motion might be, "I move that the Board of Education receive the July 2018 and August 2018 budget reports."

I. ACTION ITEMS

1. Fund Balance Designations. Your packet includes a memo from Chief Financial Officer Sharon Raschke regarding the 2017-18 Year-End Fund Balances recommended by the Finance Committee on August 27, 2018. These are for your review prior to being included in the June 30, 2018 fiscal audit. This memo also includes the Fund Balance Classifications for 2018-19, which the Board must authorize by resolution.

BOARD NOTES
SEPTEMBER 24, 2018

* An appropriate resolution might be, "I move that the Board authorize by resolution the intent to have the Fund Balance Classifications for the 2018-19 fiscal year as defined in the attached memo."

2. Bid Package - Technology. Your packet contains a recommendation letter along with a bid tabulation from Granger Construction for the K-2 Addition Data Cabling, Audio Visual Systems, and Security Cameras & Access Controls.

* An appropriate motion might be, "I move that the Dexter Board of Education award contracts for the Data Cabling and Audio Visual Systems to Digital Age Technologies, and award contracts for the Security Cameras and Access Controls to Parkway Electric & Communications, and assign them all to Granger Construction for management as shown in the attached recommendation letter dated September 18, 2018."

J. DISCUSSION ITEMS

1. Students on Boards MASB Conference. Julie Schumacher has requested that the Board consider approving funds for the student representatives and herself to attend the MASB Students on Boards conference on October 10, 2018. A conference description is included in your packet. The cost to attend is \$180 per person plus travel expenses.

* An appropriate motion might be, "I move that the Board of Education approve the funds for up to two student representatives and one board member to attend the MASB Students on Boards Conference in Lansing October 10, 2018."

K. BOND UPDATE

1. August Bond Reports from Granger.

L. PUBLIC PARTICIPATION

M. BOARD COMMENTS

1. Finance Committee Update
2. MASB Advocacy Training Update

N. INFORMATION ITEMS

1. Draft Finance Minutes
2. Draft Athletics Minutes
3. Nice Job Notes
4. Board Norms
5. M-STEP Data

O. CLOSED SESSION – none scheduled

**DEXTER COMMUNITY SCHOOLS BOARD OF EDUCATION
MEETING MINUTES – AUGUST 27, 2018**

A. ROLL CALL

Members Present: Ron Darr, Daryl Kipke, Dick Lundy, Barbara Read, Julie Schumaker, Student Representatives Hollie Pastorino and Chad Robards

Members Absent: Rob Mitzel, Michael Wendorf

Administrative & Supervisory Staff: Sharon Raschke, Mollie Sharrar, Barb Santo, Chris Timmis, Hope Vestergaard

DEA: Jessica Baese

DESPA: none

Guests: Mara Greatorex, Jim McCargar, Julia Porter, Alyssa Tumolo

The meeting was called to order at approximately 7:03pm by Board Vice President Daryl Kipke.

Hope Vestergaard administered the oath of office to new student representative Chad Robards

- B. MEETING MINUTES** – Dick Lundy made a motion to approve the meeting minutes and workshop minutes from 8/6/2018. Ron Darr supported the motion. **Motion Carried (unanimous).**

C. APPROVAL OF AGENDA

Board policy provides that the Superintendent of Schools shall prepare an agenda for all meetings as directed by the President of the Board of Education. Administering the oath of office to the new student representative was added to the agenda. Julie Schumaker made a motion to approve the agenda as amended. Dick Lundy supported the motion. **Motion Carried (unanimous).**

D. SCHOOL PRESENTATIONS

1. SRSly – MiPHY Data. Alyssa Tumolo and Julia Porter shared with the Board the results of the 2017-18 Michigan Profile for Healthy Youth survey. MiPHY is a bi-annual school-based survey regarding risk-taking behavior conducted every two years. It polls 7th, 9th, and 11th grade students. (Presentation slides are posted on the Board website). Board members asked the student representatives how their experiences and perceptions compare to the survey results.

E. SUPERINTENDENT UPDATE

1. Superintendent Chris Timmis updated the board on several items:
 - a. Teaching staff hiring continues.
 - b. Teachers return August 28th, with Opening Day being August 29th.
 - c. Building orientations and open houses are starting this week.
 - d. The roundabouts are expected to open on schedule.

F. STUDENT REPRESENTATIVES UPDATE

1. Hollie Pastorino updated the Board on district happenings.
2. Junior Chad Robards introduced himself to the Board.

DEXTER COMMUNITY SCHOOLS BOARD OF EDUCATION
MEETING MINUTES – AUGUST 27, 2018

G. PUBLIC PARTICIPATION

1. Jim McCargar talked about a Here and Now radio show segment on education.

H. CONSENT ITEMS

Julie Schumaker made a motion to approve the following consent items in bulk. Ron Darr supported the motion. **Motion Carried (unanimous).**

1. Personnel – New Hires. The Board of Education offered probationary contracts for the 2018-19 school to Kimberly Evanski, Lauren Garleff, Tricia Winder, Molly Kalick, Katherine Kuzma, Natalie Park, and Rori Meyerink.
2. Personnel - Resignations. The Board of Education accepted the resignations of May Beth DiFranco and James Stearns

I. ACTION ITEMS

1. Board Bylaw Suspension. Dick Lundy made a motion that the Board of Education suspend the definition of voting in Board Bylaw 0170 until a new definition is adopted. Barbara Read supported the motion. **Motion Carried (unanimous).**
2. Policies – Second Reading. Julie Schumaker made a motion to approve bylaw 0100 (definitions) and policies 3142 (Probationary Teachers), 5330.02 (Opioid Antagonists), and 8510 (Wellness) for second reading and final approval as presented. **Motion Carried (unanimous).**
3. MASB Advocacy Training. Ron Darr made a motion that that the Board of Education approve funds for up to eight board and/or community members to attend the MASB Advocacy Conference in Lansing September 20, 2018. **Motion Carried (unanimous).**

J. DISCUSSION ITEMS

1. Naming of the New Elementary Construction. The Board discussed the naming of the new elementary construction next to Cornerstone. This item had previously been discussed at a board workshop on August 6th, 2018. The Board consensus is that the entire complex should be named Cornerstone with names to differentiate the wings decided by staff. This item will be presented for action at the next board meeting.
2. District Financial Results for the year ending June 30, 2018. The Board received year-end financial results from Chief Financial Officer Sharon Raschke and had the opportunity to ask questions.

K. PUBLIC PARTICIPATION

1. Retired teacher and Dexter resident Jim McCargar spoke about the MiPHY results.

L. BOND UPDATE

1. Lights are scheduled to be installed at the twin turf fields August 29th. One field is expected to be usable by September 7th. The new faucets are in at the high school. Work is being done at Copeland/Senior Center on the HVAC and restrooms.

**DEXTER COMMUNITY SCHOOLS BOARD OF EDUCATION
MEETING MINUTES – AUGUST 27, 2018**

M. BOARD COMMENTS

1. Athletic Committee Update – the committee is working to establish a structure for sports fees and to iron out the school/supported/club sports determinations. Meeting next week.
2. The policies committee is working their way through updates. Next meeting TBD.
3. Julie Schumaker mentioned a recent Bridge article titled, “When Did Stealing from Kids Become More Favorable Than Raising Taxes?” The article highlights the diversion K-12 school aid dollars to other budgets including higher education.

N. INFORMATION ITEMS

1. Draft Facilities Committee Minutes 7/26/2018

O. CLOSED SESSION – none

At approximately 8:42pm, Dick Lundy made a motion to adjourn the meeting. Ron Darr supported the motion. **Motion Carried (unanimous).**

MINUTES/hlv

Robert Mitzel, Secretary,
Board of Education

September 12, 2018

Dr. Timmis and Dexter Board Members
Dexter Community Schools
Dexter, Mi. 48118

RE: To inform of my impending retirement from
Dexter Community Schools

Dear Dr. Timmis and Board Members:

This letter is to inform you that I plan to retire from my position of Speech Language Pathologist from Dexter Community Schools on September 28, 2018.

I've enjoyed working for Dexter Schools and appreciate all the support I've received from my colleagues throughout my career. It's been rewarding to have helped so many families with young children over the years. I have to laugh thinking of the parents who thanked me for teaching their child to talk and then said, "Now, can you teach him how *not to talk so much*?!"

Please let me know if there is anything I can do to facilitate the transition. I can be reached at 734-424-4100 ext. 2215 or spauldingm@dexterschools.org until September 28 and [REDACTED] after my effective retirement date.

Sincerely,

Michele M. Spaulding

Dear Tammy,

Please accept my resignation from my teaching position at Dexter Community Schools. My last day will be October 5, 2018. I have decided to accept a position with Jackson County ISD as a teacher consultant.

Teaching in Dexter has been a great experience for me and I have grown as an educator because of the experience. I have had great pleasure working with my colleagues and interacting with the students and families in Dexter. Thanks for the wonderful opportunity.

In my remaining days with Dexter, I plan on fulfilling all of my assigned duties. This includes aiding in the transition in order to make it as smooth as possible for the students.

Sincerely,
Brad Buelow



Board Monthly Financial Report

Fiscal Year to Date 07/31/18

Sub Function Code	Amended Budget	Current Month Actual	Actual FYTD	Encumbrances	Budget - Actual	% Rec'd/Spent	Prior Year FYTD
Fund(COA) 11 - General Fund							
Account Type Revenue							
Function Code R100 - Local Sources - 100							
	5,174,587.00	9,958.42	9,958.42	.00	5,164,628.58	0	91,498.03
Function Code R100 - Local Sources - 100 Totals	\$5,174,587.00	\$9,958.42	\$9,958.42	\$0.00	\$5,164,628.58	0 %	\$91,498.03
Function Code R200 - Non-Education Sources - 200							
	5,412.00	.00	.00	.00	5,412.00	0	.00
Function Code R200 - Non-Education Sources - 200 Totals	\$5,412.00	\$0.00	\$0.00	\$0.00	\$5,412.00	0 %	\$0.00
Function Code R300 - State Sources - 300							
	30,144,511.00	.00	.00	.00	30,144,511.00	0	.00
Function Code R300 - State Sources - 300 Totals	\$30,144,511.00	\$0.00	\$0.00	\$0.00	\$30,144,511.00	0 %	\$0.00
Function Code R400 - Federal Sources - 400							
	1,617,426.00	.00	.00	.00	1,617,426.00	0	.00
Function Code R400 - Federal Sources - 400 Totals	\$1,617,426.00	\$0.00	\$0.00	\$0.00	\$1,617,426.00	0 %	\$0.00
Function Code R500 - ISD / Other Sources - 500							
	4,691,385.00	.00	.00	.00	4,691,385.00	0	1,500.00
Function Code R500 - ISD / Other Sources - 500 Totals	\$4,691,385.00	\$0.00	\$0.00	\$0.00	\$4,691,385.00	0 %	\$1,500.00
Function Code R600 - In from other Funds - 600							
	223,716.00	.00	.00	.00	223,716.00	0	.00
Function Code R600 - In from other Funds - 600 Totals	\$223,716.00	\$0.00	\$0.00	\$0.00	\$223,716.00	0 %	\$0.00
Account Type Revenue Totals							
	\$41,857,037.00	\$9,958.42	\$9,958.42	\$0.00	\$41,847,078.58	0 %	\$92,998.03
Account Type Expense							
Function Code 100 - Instruction							
Sub Function Code 110 - Basic Functions - 110	20,641,315.00	112,771.71	112,771.71	5,337.92	20,523,205.37	1	70,264.06
Sub Function Code 120 - Added Needs - 120	4,260,250.00	1,754.12	1,754.12	.00	4,258,495.88	0	1,810.66
Function Code 100 - Instruction Totals	\$24,901,565.00	\$114,525.83	\$114,525.83	\$5,337.92	\$24,781,701.25	0 %	\$72,074.72
Function Code 200 - Supporting Services							
Sub Function Code 210 - Support Services-Pupil - 210	4,512,244.00	16,735.45	16,735.45	.00	4,495,508.55	0	8,279.76
Sub Function Code 220 - Support Services-Instructional - 220	2,145,790.00	138,851.24	138,851.24	42,574.30	1,964,364.46	6	113,905.53
Sub Function Code 230 - Support Services-Administration - 230	871,756.00	45,889.98	45,889.98	.00	825,866.02	5	45,230.39
Sub Function Code 240 - Support Services-School Admin - 240	2,623,592.00	117,688.06	117,688.06	.00	2,505,903.94	4	109,999.76
Sub Function Code 250 - Support Services-Business - 250	681,561.00	44,066.07	44,066.07	.00	637,494.93	6	46,151.58
Sub Function Code 260 - Operations and Maintenance - 260	3,636,661.00	151,947.86	151,947.86	169,313.29	3,315,399.85	4	168,400.44
Sub Function Code 270 - Pupil Transportation - 270	1,628,386.00	79,253.51	79,253.51	34,013.08	1,515,119.41	5	70,000.03
Sub Function Code 280 - Support Services-Central - 280	286,925.00	39,439.97	39,439.97	.00	247,485.03	14	28,433.83
Function Code 200 - Supporting Services Totals	\$16,386,915.00	\$633,872.14	\$633,872.14	\$245,900.67	\$15,507,142.19	4 %	\$590,401.32
Function Code 300 - Community Services							
Sub Function Code 320 - Community Recreation - 320	272,633.00	2,395.84	2,395.84	1,500.00	268,737.16	1	4,461.71
Sub Function Code 330 - Community Activities - 330	.00	.00	.00	.00	.00	+++	.00
Sub Function Code 350 - Care of Children - 350	.00	.00	.00	.00	.00	+++	.00
Sub Function Code 370 - Non Public School Pupils - 370	1,800.00	.00	.00	.00	1,800.00	0	.00
Sub Function Code 390 - Other Community Services - 390	.00	.00	.00	.00	.00	+++	.00
Function Code 300 - Community Services Totals	\$274,433.00	\$2,395.84	\$2,395.84	\$1,500.00	\$270,537.16	1 %	\$4,461.71
Function Code 400 - Government Agencies & Prior Period							
Sub Function Code 400 - Other Government Agencies - 400	.00	.00	.00	.00	.00	+++	.00
Function Code 400 - Government Agencies & Prior Period Totals	\$0.00	\$0.00	\$0.00	\$0.00	\$0.00	+++	\$0.00
Function Code 500-600 - Other Financing Uses							
Sub Function Code 600 - Fund Modifications - 600	558,746.00	.00	.00	.00	558,746.00	0	.00



Board Monthly Financial Report

Fiscal Year to Date 07/31/18

Sub Function Code	Amended Budget	Current Month Actual	Actual FYTD	Encumbrances	Budget - Actual	% Rec'd/Spent	Prior Year FYTD
Function Code 500-600 - Other Financing Uses Totals	\$558,746.00	\$0.00	\$0.00	\$0.00	\$558,746.00	0 %	\$0.00
Account Type Expense Totals	\$42,121,659.00	\$750,793.81	\$750,793.81	\$252,738.59	\$41,118,126.60	2 %	\$666,937.75
Fund(COA) 11 - General Fund Totals	(\$264,622.00)	(\$740,835.39)	(\$740,835.39)	(\$252,738.59)	\$728,951.98	280 %	(\$573,939.72)



Board Monthly Financial Report

Fiscal Year to Date 07/31/18

Sub Function Code	Amended Budget	Current Month Actual	Actual FYTD	Encumbrances	Budget - Actual	% Rec'd/Spent	Prior Year FYTD
Fund(COA) 23 - Community Service Fund							
Account Type Revenue							
Function Code R100 - Local Sources - 100							
	2,107,077.00	200,645.96	200,645.96	.00	1,906,431.04	10	88,795.27
Function Code R100 - Local Sources - 100 Totals	\$2,107,077.00	\$200,645.96	\$200,645.96	\$0.00	\$1,906,431.04	10 %	\$88,795.27
Function Code R300 - State Sources - 300							
	47,068.00	.00	.00	.00	47,068.00	0	.25
Function Code R300 - State Sources - 300 Totals	\$47,068.00	\$0.00	\$0.00	\$0.00	\$47,068.00	0 %	\$0.25
Function Code R400 - Federal Sources - 400							
	125,000.00	.00	.00	.00	125,000.00	0	.00
Function Code R400 - Federal Sources - 400 Totals	\$125,000.00	\$0.00	\$0.00	\$0.00	\$125,000.00	0 %	\$0.00
Function Code R500 - ISD / Other Sources - 500							
	.00	.00	.00	.00	.00	+++	.00
Function Code R500 - ISD / Other Sources - 500 Totals	\$0.00	\$0.00	\$0.00	\$0.00	\$0.00	+++	\$0.00
Function Code R600 - In from other Funds - 600							
	558,746.00	.00	.00	.00	558,746.00	0	.00
Function Code R600 - In from other Funds - 600 Totals	\$558,746.00	\$0.00	\$0.00	\$0.00	\$558,746.00	0 %	\$0.00
Account Type Revenue Totals	\$2,837,891.00	\$200,645.96	\$200,645.96	\$0.00	\$2,637,245.04	7 %	\$88,795.52
Account Type Expense							
Function Code 100 - Instruction							
Sub Function Code 110 - Basic Functions - 110	175,752.00	3,421.98	3,421.98	.00	172,330.02	2	150.91
Function Code 100 - Instruction Totals	\$175,752.00	\$3,421.98	\$3,421.98	\$0.00	\$172,330.02	2 %	\$150.91
Function Code 200 - Supporting Services							
Sub Function Code 220 - Support Services-Instructional - 220	7,075.00	.00	.00	.00	7,075.00	0	.00
Sub Function Code 250 - Support Services-Business - 250	.00	.00	.00	.00	.00	+++	.00
Sub Function Code 260 - Operations and Maintenance - 260	81,850.00	825.44	825.44	8,947.16	72,077.40	1	1,324.44
Sub Function Code 270 - Pupil Transportation - 270	90,000.00	350.00	350.00	.00	89,650.00	0	.00
Sub Function Code 290 - Support Services-Other - 290	721,796.00	29,221.91	29,221.91	.00	692,574.09	4	14,294.81
Function Code 200 - Supporting Services Totals	\$900,721.00	\$30,397.35	\$30,397.35	\$8,947.16	\$861,376.49	3 %	\$15,619.25
Function Code 300 - Community Services							
Sub Function Code 310 - Community Services Direction - 310	305,956.00	18,714.59	18,714.59	.00	287,241.41	6	14,711.53
Sub Function Code 320 - Community Recreation - 320	404,476.00	30,330.19	30,330.19	8,244.70	365,901.11	7	36,430.58
Sub Function Code 350 - Care of Children - 350	811,531.00	46,443.89	46,443.89	.00	765,087.11	6	50,438.56
Sub Function Code 390 - Other Community Services - 390	125,000.00	.00	.00	.00	125,000.00	0	3,290.85
Function Code 300 - Community Services Totals	\$1,646,963.00	\$95,488.67	\$95,488.67	\$8,244.70	\$1,543,229.63	6 %	\$104,871.52
Function Code 500-600 - Other Financing Uses							
Sub Function Code 600 - Fund Modifications - 600	87,582.00	.00	.00	.00	87,582.00	0	.00
Function Code 500-600 - Other Financing Uses Totals	\$87,582.00	\$0.00	\$0.00	\$0.00	\$87,582.00	0 %	\$0.00
Account Type Expense Totals	\$2,811,018.00	\$129,308.00	\$129,308.00	\$17,191.86	\$2,664,518.14	5 %	\$120,641.68
Fund(COA) 23 - Community Service Fund Totals	\$26,873.00	\$71,337.96	\$71,337.96	(\$17,191.86)	(\$27,273.10)	265 %	(\$31,846.16)



Board Monthly Financial Report

Fiscal Year to Date 07/31/18

Sub Function Code	Amended Budget	Current Month Actual	Actual FYTD	Encumbrances	Budget - Actual	% Rec'd/Spent	Prior Year FYTD
Fund(COA) 25 - School Lunch Fund							
Account Type Revenue							
Function Code R100 - Local Sources - 100							
	1,066,007.00	292.41	292.41	.00	1,065,714.59	0	289.40
Function Code R100 - Local Sources - 100 Totals	\$1,066,007.00	\$292.41	\$292.41	\$0.00	\$1,065,714.59	0 %	\$289.40
Function Code R300 - State Sources - 300							
	59,946.00	.00	.00	.00	59,946.00	0	.00
Function Code R300 - State Sources - 300 Totals	\$59,946.00	\$0.00	\$0.00	\$0.00	\$59,946.00	0 %	\$0.00
Function Code R400 - Federal Sources - 400							
	280,834.00	.00	.00	.00	280,834.00	0	.00
Function Code R400 - Federal Sources - 400 Totals	\$280,834.00	\$0.00	\$0.00	\$0.00	\$280,834.00	0 %	\$0.00
Function Code R500 - ISD / Other Sources - 500							
	112,270.00	.00	.00	.00	112,270.00	0	.00
Function Code R500 - ISD / Other Sources - 500 Totals	\$112,270.00	\$0.00	\$0.00	\$0.00	\$112,270.00	0 %	\$0.00
Account Type Revenue Totals	\$1,519,057.00	\$292.41	\$292.41	\$0.00	\$1,518,764.59	0 %	\$289.40
Account Type Expense							
Function Code 200 - Supporting Services							
Sub Function Code 210 - Support Services-Pupil - 210	.00	.00	.00	.00	.00	+++	.00
Sub Function Code 260 - Operations and Maintenance - 260	2,415.00	1,543.11	1,543.11	.00	871.89	64	1,414.88
Sub Function Code 290 - Support Services-Other - 290	1,358,926.00	18,327.63	18,327.63	380,920.76	959,677.61	1	18,122.13
Function Code 200 - Supporting Services Totals	\$1,361,341.00	\$19,870.74	\$19,870.74	\$380,920.76	\$960,549.50	1 %	\$19,537.01
Function Code 500-600 - Other Financing Uses							
Sub Function Code 600 - Fund Modifications - 600	136,134.00	.00	.00	.00	136,134.00	0	.00
Function Code 500-600 - Other Financing Uses Totals	\$136,134.00	\$0.00	\$0.00	\$0.00	\$136,134.00	0 %	\$0.00
Account Type Expense Totals	\$1,497,475.00	\$19,870.74	\$19,870.74	\$380,920.76	\$1,096,683.50	1 %	\$19,537.01
Fund(COA) 25 - School Lunch Fund Totals	\$21,582.00	(\$19,578.33)	(\$19,578.33)	(\$380,920.76)	\$422,081.09	-91 %	(\$19,247.61)



Board Monthly Financial Report

Fiscal Year to Date 07/31/18

Sub Function Code	Amended Budget	Current Month Actual	Actual FYTD	Encumbrances	Budget - Actual	% Rec'd/Spent	Prior Year FYTD
Fund(COA) 30 - Debt Retirement Fund							
Account Type Revenue							
Function Code R100 - Local Sources - 100							
	10,779,318.00	25.33	25.33	.00	10,779,292.67	0	1,330.27
Function Code R100 - Local Sources - 100 Totals	\$10,779,318.00	\$25.33	\$25.33	\$0.00	\$10,779,292.67	0 %	\$1,330.27
Function Code R300 - State Sources - 300							
	.00	.00	.00	.00	.00	+++	.00
Function Code R300 - State Sources - 300 Totals	\$0.00	\$0.00	\$0.00	\$0.00	\$0.00	+++	\$0.00
Function Code R500 - ISD / Other Sources - 500							
	.00	.00	.00	.00	.00	+++	.00
Function Code R500 - ISD / Other Sources - 500 Totals	\$0.00	\$0.00	\$0.00	\$0.00	\$0.00	+++	\$0.00
Function Code R600 - In from other Funds - 600							
	.00	.00	.00	.00	.00	+++	.00
Function Code R600 - In from other Funds - 600 Totals	\$0.00	\$0.00	\$0.00	\$0.00	\$0.00	+++	\$0.00
Account Type Revenue Totals	\$10,779,318.00	\$25.33	\$25.33	\$0.00	\$10,779,292.67	0 %	\$1,330.27
Account Type Expense							
Function Code 200 - Supporting Services							
Sub Function Code 250 - Support Services-Business - 250	51,000.00	1,037.00	1,037.00	.00	49,963.00	2	1,149.11
Function Code 200 - Supporting Services Totals	\$51,000.00	\$1,037.00	\$1,037.00	\$0.00	\$49,963.00	2 %	\$1,149.11
Function Code 500-600 - Other Financing Uses							
Sub Function Code 500 - Debt Service - 500	10,728,318.00	.00	.00	.00	10,728,318.00	0	.00
Function Code 500-600 - Other Financing Uses Totals	\$10,728,318.00	\$0.00	\$0.00	\$0.00	\$10,728,318.00	0 %	\$0.00
Account Type Expense Totals	\$10,779,318.00	\$1,037.00	\$1,037.00	\$0.00	\$10,778,281.00	0 %	\$1,149.11
Fund(COA) 30 - Debt Retirement Fund Totals	\$0.00	(\$1,011.67)	(\$1,011.67)	\$0.00	\$1,011.67	+++	\$181.16



Board Monthly Financial Report

Fiscal Year to Date 07/31/18

Sub Function Code	Amended Budget	Current Month Actual	Actual FYTD	Encumbrances	Budget - Actual	% Rec'd/Spent	Prior Year FYTD
Fund(COA) 47 - 2017 Capital Projects Fund							
Account Type Revenue							
Function Code R100 - Local Sources - 100							
	.00	5,370.61	5,370.61	.00	(5,370.61)	+++	.00
Function Code R100 - Local Sources - 100 Totals	\$0.00	\$5,370.61	\$5,370.61	\$0.00	(\$5,370.61)	+++	\$0.00
Account Type Revenue Totals	\$0.00	\$5,370.61	\$5,370.61	\$0.00	(\$5,370.61)	+++	\$0.00
Account Type Expense							
Function Code 200 - Supporting Services							
Sub Function Code 230 - Support Services-Administration - 230	.00	.00	.00	.00	.00	+++	.00
Sub Function Code 250 - Support Services-Business - 250	.00	.00	.00	.00	.00	+++	.00
Sub Function Code 260 - Operations and Maintenance - 260	.00	.00	.00	.00	.00	+++	.00
Sub Function Code 270 - Pupil Transportation - 270	.00	.00	.00	.00	.00	+++	.00
Sub Function Code 280 - Support Services-Central - 280	.00	.00	.00	56,620.50	(56,620.50)	+++	.00
Function Code 200 - Supporting Services Totals	\$0.00	\$0.00	\$0.00	\$56,620.50	(\$56,620.50)	+++	\$0.00
Function Code 400 - Government Agencies & Prior Period							
Sub Function Code 400 - Other Government Agencies - 400	.00	160.27	160.27	.00	(160.27)	+++	.00
Function Code 400 - Government Agencies & Prior Period Totals	\$0.00	\$160.27	\$160.27	\$0.00	(\$160.27)	+++	\$0.00
Function Code 500-600 - Other Financing Uses							
Sub Function Code 500 - Debt Service - 500	.00	.00	.00	.00	.00	+++	.00
Function Code 500-600 - Other Financing Uses Totals	\$0.00	\$0.00	\$0.00	\$0.00	\$0.00	+++	\$0.00
Account Type Expense Totals	\$0.00	\$160.27	\$160.27	\$56,620.50	(\$56,780.77)	+++	\$0.00
Fund(COA) 47 - 2017 Capital Projects Fund Totals	\$0.00	\$5,210.34	\$5,210.34	(\$56,620.50)	\$51,410.16	+++	\$0.00



Board Monthly Financial Report

Fiscal Year to Date 07/31/18

Sub Function Code	Amended Budget	Current Month Actual	Actual FYTD	Encumbrances	Budget - Actual	% Rec'd/Spent	Prior Year FYTD
Fund(COA) 48 - 2008 Capital Projects Fund							
Account Type Revenue							
Function Code R100 - Local Sources - 100							
	2,463,606.00	.00	.00	.00	2,463,606.00	0	1,389.22
Function Code R100 - Local Sources - 100 Totals	\$2,463,606.00	\$0.00	\$0.00	\$0.00	\$2,463,606.00	0 %	\$1,389.22
Function Code R500 - ISD / Other Sources - 500							
	47,890,000.00	.00	.00	.00	47,890,000.00	0	.00
Function Code R500 - ISD / Other Sources - 500 Totals	\$47,890,000.00	\$0.00	\$0.00	\$0.00	\$47,890,000.00	0 %	\$0.00
Account Type Revenue Totals							
	\$50,353,606.00	\$0.00	\$0.00	\$0.00	\$50,353,606.00	0 %	\$1,389.22
Account Type Expense							
Function Code 200 - Supporting Services							
Sub Function Code 250 - Support Services-Business - 250	441,844.00	.00	.00	.00	441,844.00	0	.00
Sub Function Code 260 - Operations and Maintenance - 260	.00	.00	.00	.00	.00	+++	.00
Sub Function Code 270 - Pupil Transportation - 270	.00	.00	.00	.00	.00	+++	.00
Sub Function Code 280 - Support Services-Central - 280	6,501,077.00	.00	.00	.00	6,501,077.00	0	.00
Function Code 200 - Supporting Services Totals	\$6,942,921.00	\$0.00	\$0.00	\$0.00	\$6,942,921.00	0 %	\$0.00
Function Code 400 - Government Agencies & Prior Period							
Sub Function Code 400 - Other Government Agencies - 400	7,276,621.00	.00	.00	.00	7,276,621.00	0	24,068.00
Function Code 400 - Government Agencies & Prior Period Totals	\$7,276,621.00	\$0.00	\$0.00	\$0.00	\$7,276,621.00	0 %	\$24,068.00
Function Code 500-600 - Other Financing Uses							
Sub Function Code 500 - Debt Service - 500	275,825.00	.00	.00	.00	275,825.00	0	.00
Function Code 500-600 - Other Financing Uses Totals	\$275,825.00	\$0.00	\$0.00	\$0.00	\$275,825.00	0 %	\$0.00
Account Type Expense Totals							
	\$14,495,367.00	\$0.00	\$0.00	\$0.00	\$14,495,367.00	0 %	\$24,068.00
Fund(COA) 48 - 2008 Capital Projects Fund Totals							
	\$35,858,239.00	\$0.00	\$0.00	\$0.00	\$35,858,239.00	0 %	(\$22,678.78)
Grand Totals							
	\$35,642,072.00	(\$684,877.09)	(\$684,877.09)	(\$707,471.71)	\$37,034,420.80	-2 %	(\$647,531.11)



Board Monthly Financial Report

Fiscal Year to Date 08/31/18

Sub Function Code	Amended Budget	Current Month Actual	Actual FYTD	Encumbrances	Budget - Actual	% Rec'd/Spent	Prior Year FYTD
Fund(COA) 11 - General Fund							
Account Type Revenue							
Function Code R100 - Local Sources - 100							
	5,174,587.00	69,172.48	79,130.90	.00	5,095,456.10	2	117,180.06
Function Code R100 - Local Sources - 100 Totals	\$5,174,587.00	\$69,172.48	\$79,130.90	\$0.00	\$5,095,456.10	2 %	\$117,180.06
Function Code R200 - Non-Education Sources - 200							
	5,412.00	.00	.00	.00	5,412.00	0	.00
Function Code R200 - Non-Education Sources - 200 Totals	\$5,412.00	\$0.00	\$0.00	\$0.00	\$5,412.00	0 %	\$0.00
Function Code R300 - State Sources - 300							
	30,144,511.00	10,385.38	10,385.38	.00	30,134,125.62	0	3,540.57
Function Code R300 - State Sources - 300 Totals	\$30,144,511.00	\$10,385.38	\$10,385.38	\$0.00	\$30,134,125.62	0 %	\$3,540.57
Function Code R400 - Federal Sources - 400							
	1,617,426.00	.00	.00	.00	1,617,426.00	0	.00
Function Code R400 - Federal Sources - 400 Totals	\$1,617,426.00	\$0.00	\$0.00	\$0.00	\$1,617,426.00	0 %	\$0.00
Function Code R500 - ISD / Other Sources - 500							
	4,691,385.00	2,319.08	2,319.08	.00	4,689,065.92	0	3,574.33
Function Code R500 - ISD / Other Sources - 500 Totals	\$4,691,385.00	\$2,319.08	\$2,319.08	\$0.00	\$4,689,065.92	0 %	\$3,574.33
Function Code R600 - In from other Funds - 600							
	223,716.00	.00	.00	.00	223,716.00	0	.00
Function Code R600 - In from other Funds - 600 Totals	\$223,716.00	\$0.00	\$0.00	\$0.00	\$223,716.00	0 %	\$0.00
Account Type Revenue Totals	\$41,857,037.00	\$81,876.94	\$91,835.36	\$0.00	\$41,765,201.64	0 %	\$124,294.96
Account Type Expense							
Function Code 100 - Instruction							
Sub Function Code 110 - Basic Functions - 110	20,641,315.00	6,161.40	118,933.11	8,452.80	20,513,929.09	1	95,846.00
Sub Function Code 120 - Added Needs - 120	4,260,250.00	28,406.01	30,160.13	.00	4,230,089.87	1	14,913.42
Function Code 100 - Instruction Totals	\$24,901,565.00	\$34,567.41	\$149,093.24	\$8,452.80	\$24,744,018.96	1 %	\$110,759.42
Function Code 200 - Supporting Services							
Sub Function Code 210 - Support Services-Pupil - 210	4,512,244.00	29,626.52	46,361.97	.00	4,465,882.03	1	21,904.94
Sub Function Code 220 - Support Services-Instructional - 220	2,145,790.00	87,622.17	226,473.41	52,619.30	1,866,697.29	11	183,720.37
Sub Function Code 230 - Support Services-Administration - 230	871,756.00	44,326.15	90,216.13	.00	781,539.87	10	90,045.30
Sub Function Code 240 - Support Services-School Admin - 240	2,623,592.00	123,654.41	241,342.47	.00	2,382,249.53	9	224,046.59
Sub Function Code 250 - Support Services-Business - 250	681,561.00	39,112.94	83,179.01	.00	598,381.99	12	82,640.61
Sub Function Code 260 - Operations and Maintenance - 260	3,636,661.00	191,715.68	343,663.54	188,373.36	3,104,624.10	9	483,560.85
Sub Function Code 270 - Pupil Transportation - 270	1,628,386.00	37,786.41	117,039.92	30,838.05	1,480,508.03	7	99,315.35
Sub Function Code 280 - Support Services-Central - 280	286,925.00	20,664.74	60,104.71	.00	226,820.29	21	47,693.91
Function Code 200 - Supporting Services Totals	\$16,386,915.00	\$574,509.02	\$1,208,381.16	\$271,830.71	\$14,906,703.13	7 %	\$1,232,927.92
Function Code 300 - Community Services							
Sub Function Code 320 - Community Recreation - 320	272,633.00	5,370.78	7,766.62	33,734.00	231,132.38	3	35,662.29
Sub Function Code 330 - Community Activities - 330	.00	.00	.00	.00	.00	+++	.00
Sub Function Code 350 - Care of Children - 350	.00	.00	.00	.00	.00	+++	.00
Sub Function Code 370 - Non Public School Pupils - 370	1,800.00	.00	.00	.00	1,800.00	0	.00
Sub Function Code 390 - Other Community Services - 390	.00	.00	.00	.00	.00	+++	.00
Function Code 300 - Community Services Totals	\$274,433.00	\$5,370.78	\$7,766.62	\$33,734.00	\$232,932.38	3 %	\$35,662.29
Function Code 400 - Government Agencies & Prior Period							
Sub Function Code 400 - Other Government Agencies - 400	.00	.00	.00	.00	.00	+++	.00
Function Code 400 - Government Agencies & Prior Period Totals	\$0.00	\$0.00	\$0.00	\$0.00	\$0.00	+++	\$0.00
Function Code 500-600 - Other Financing Uses							
Sub Function Code 600 - Fund Modifications - 600	558,746.00	.00	.00	.00	558,746.00	0	.00



Board Monthly Financial Report

Fiscal Year to Date 08/31/18

Sub Function Code	Amended Budget	Current Month Actual	Actual FYTD	Encumbrances	Budget - Actual	% Rec'd/Spent	Prior Year FYTD
Function Code 500-600 - Other Financing Uses Totals	\$558,746.00	\$0.00	\$0.00	\$0.00	\$558,746.00	0 %	\$0.00
Account Type Expense Totals	\$42,121,659.00	\$614,447.21	\$1,365,241.02	\$314,017.51	\$40,442,400.47	3 %	\$1,379,349.63
Fund(COA) 11 - General Fund Totals	(\$264,622.00)	(\$532,570.27)	(\$1,273,405.66)	(\$314,017.51)	\$1,322,801.17	481 %	(\$1,255,054.67)



Board Monthly Financial Report

Fiscal Year to Date 08/31/18

Sub Function Code	Amended Budget	Current Month Actual	Actual FYTD	Encumbrances	Budget - Actual	% Rec'd/Spent	Prior Year FYTD
Fund(COA) 23 - Community Service Fund							
Account Type Revenue							
Function Code R100 - Local Sources - 100							
	2,107,077.00	265,244.15	465,890.11	.00	1,641,186.89	22	333,025.45
Function Code R100 - Local Sources - 100 Totals	\$2,107,077.00	\$265,244.15	\$465,890.11	\$0.00	\$1,641,186.89	22 %	\$333,025.45
Function Code R300 - State Sources - 300							
	47,068.00	.25	.25	.00	47,067.75	0	.25
Function Code R300 - State Sources - 300 Totals	\$47,068.00	\$0.25	\$0.25	\$0.00	\$47,067.75	0 %	\$0.25
Function Code R400 - Federal Sources - 400							
	125,000.00	.00	.00	.00	125,000.00	0	.00
Function Code R400 - Federal Sources - 400 Totals	\$125,000.00	\$0.00	\$0.00	\$0.00	\$125,000.00	0 %	\$0.00
Function Code R500 - ISD / Other Sources - 500							
	.00	.00	.00	.00	.00	+++	.00
Function Code R500 - ISD / Other Sources - 500 Totals	\$0.00	\$0.00	\$0.00	\$0.00	\$0.00	+++	\$0.00
Function Code R600 - In from other Funds - 600							
	558,746.00	.00	.00	.00	558,746.00	0	.00
Function Code R600 - In from other Funds - 600 Totals	\$558,746.00	\$0.00	\$0.00	\$0.00	\$558,746.00	0 %	\$0.00
Account Type Revenue Totals	\$2,837,891.00	\$265,244.40	\$465,890.36	\$0.00	\$2,372,000.64	16 %	\$333,025.70
Account Type Expense							
Function Code 100 - Instruction							
Sub Function Code 110 - Basic Functions - 110	175,752.00	901.76	4,323.74	.00	171,428.26	2	184.62
Function Code 100 - Instruction Totals	\$175,752.00	\$901.76	\$4,323.74	\$0.00	\$171,428.26	2 %	\$184.62
Function Code 200 - Supporting Services							
Sub Function Code 220 - Support Services-Instructional - 220	7,075.00	.00	.00	.00	7,075.00	0	.00
Sub Function Code 250 - Support Services-Business - 250	.00	.00	.00	.00	.00	+++	.00
Sub Function Code 260 - Operations and Maintenance - 260	81,850.00	916.96	1,742.40	10,098.28	70,009.32	2	3,381.33
Sub Function Code 270 - Pupil Transportation - 270	90,000.00	.00	350.00	84,000.00	5,650.00	0	.00
Sub Function Code 290 - Support Services-Other - 290	721,796.00	18,420.22	47,642.13	.00	674,153.87	7	39,863.93
Function Code 200 - Supporting Services Totals	\$900,721.00	\$19,337.18	\$49,734.53	\$94,098.28	\$756,888.19	6 %	\$43,245.26
Function Code 300 - Community Services							
Sub Function Code 310 - Community Services Direction - 310	305,956.00	18,000.75	36,715.34	.00	269,240.66	12	25,077.03
Sub Function Code 320 - Community Recreation - 320	404,476.00	37,538.00	67,868.19	2,586.68	334,021.13	17	89,416.35
Sub Function Code 350 - Care of Children - 350	811,531.00	53,890.04	100,333.93	80.00	711,117.07	12	93,313.27
Sub Function Code 390 - Other Community Services - 390	125,000.00	.00	.00	.00	125,000.00	0	3,758.85
Function Code 300 - Community Services Totals	\$1,646,963.00	\$109,428.79	\$204,917.46	\$2,666.68	\$1,439,378.86	12 %	\$211,565.50
Function Code 500-600 - Other Financing Uses							
Sub Function Code 600 - Fund Modifications - 600	87,582.00	.00	.00	.00	87,582.00	0	.00
Function Code 500-600 - Other Financing Uses Totals	\$87,582.00	\$0.00	\$0.00	\$0.00	\$87,582.00	0 %	\$0.00
Account Type Expense Totals	\$2,811,018.00	\$129,667.73	\$258,975.73	\$96,764.96	\$2,455,277.31	9 %	\$254,995.38
Fund(COA) 23 - Community Service Fund Totals	\$26,873.00	\$135,576.67	\$206,914.63	(\$96,764.96)	(\$83,276.67)	770 %	\$78,030.32



Board Monthly Financial Report

Fiscal Year to Date 08/31/18

Sub Function Code	Amended Budget	Current Month Actual	Actual FYTD	Encumbrances	Budget - Actual	% Rec'd/Spent	Prior Year FYTD
Fund(COA) 25 - School Lunch Fund							
Account Type Revenue							
Function Code R100 - Local Sources - 100							
	1,066,007.00	7,375.16	7,667.57	.00	1,058,339.43	1	6,117.88
Function Code R100 - Local Sources - 100 Totals	\$1,066,007.00	\$7,375.16	\$7,667.57	\$0.00	\$1,058,339.43	1 %	\$6,117.88
Function Code R300 - State Sources - 300							
	59,946.00	.00	.00	.00	59,946.00	0	.00
Function Code R300 - State Sources - 300 Totals	\$59,946.00	\$0.00	\$0.00	\$0.00	\$59,946.00	0 %	\$0.00
Function Code R400 - Federal Sources - 400							
	280,834.00	.00	.00	.00	280,834.00	0	.00
Function Code R400 - Federal Sources - 400 Totals	\$280,834.00	\$0.00	\$0.00	\$0.00	\$280,834.00	0 %	\$0.00
Function Code R500 - ISD / Other Sources - 500							
	112,270.00	.00	.00	.00	112,270.00	0	.00
Function Code R500 - ISD / Other Sources - 500 Totals	\$112,270.00	\$0.00	\$0.00	\$0.00	\$112,270.00	0 %	\$0.00
Account Type Revenue Totals	\$1,519,057.00	\$7,375.16	\$7,667.57	\$0.00	\$1,511,389.43	1 %	\$6,117.88
Account Type Expense							
Function Code 200 - Supporting Services							
Sub Function Code 210 - Support Services-Pupil - 210	.00	.00	.00	.00	.00	+++	.00
Sub Function Code 260 - Operations and Maintenance - 260	2,415.00	.00	1,543.11	.00	871.89	64	1,414.88
Sub Function Code 290 - Support Services-Other - 290	1,358,926.00	27,291.48	45,619.11	568,101.62	745,205.27	3	67,265.27
Function Code 200 - Supporting Services Totals	\$1,361,341.00	\$27,291.48	\$47,162.22	\$568,101.62	\$746,077.16	3 %	\$68,680.15
Function Code 500-600 - Other Financing Uses							
Sub Function Code 600 - Fund Modifications - 600	136,134.00	.00	.00	.00	136,134.00	0	.00
Function Code 500-600 - Other Financing Uses Totals	\$136,134.00	\$0.00	\$0.00	\$0.00	\$136,134.00	0 %	\$0.00
Account Type Expense Totals	\$1,497,475.00	\$27,291.48	\$47,162.22	\$568,101.62	\$882,211.16	3 %	\$68,680.15
Fund(COA) 25 - School Lunch Fund Totals	\$21,582.00	(\$19,916.32)	(\$39,494.65)	(\$568,101.62)	\$629,178.27	-183 %	(\$62,562.27)



Board Monthly Financial Report

Fiscal Year to Date 08/31/18

Sub Function Code	Amended Budget	Current Month Actual	Actual FYTD	Encumbrances	Budget - Actual	% Rec'd/Spent	Prior Year FYTD
Fund(COA) 30 - Debt Retirement Fund							
Account Type Revenue							
Function Code R100 - Local Sources - 100							
	10,779,318.00	1,149.96	1,175.29	.00	10,778,142.71	0	3,115.87
Function Code R100 - Local Sources - 100 Totals	\$10,779,318.00	\$1,149.96	\$1,175.29	\$0.00	\$10,778,142.71	0 %	\$3,115.87
Function Code R300 - State Sources - 300							
	.00	.00	.00	.00	.00	+++	.00
Function Code R300 - State Sources - 300 Totals	\$0.00	\$0.00	\$0.00	\$0.00	\$0.00	+++	\$0.00
Function Code R500 - ISD / Other Sources - 500							
	.00	.00	.00	.00	.00	+++	.00
Function Code R500 - ISD / Other Sources - 500 Totals	\$0.00	\$0.00	\$0.00	\$0.00	\$0.00	+++	\$0.00
Function Code R600 - In from other Funds - 600							
	.00	.00	.00	.00	.00	+++	.00
Function Code R600 - In from other Funds - 600 Totals	\$0.00	\$0.00	\$0.00	\$0.00	\$0.00	+++	\$0.00
Account Type Revenue Totals	\$10,779,318.00	\$1,149.96	\$1,175.29	\$0.00	\$10,778,142.71	0 %	\$3,115.87
Account Type Expense							
Function Code 200 - Supporting Services							
Sub Function Code 250 - Support Services-Business - 250	51,000.00	.00	1,037.00	.00	49,963.00	2	1,149.11
Function Code 200 - Supporting Services Totals	\$51,000.00	\$0.00	\$1,037.00	\$0.00	\$49,963.00	2 %	\$1,149.11
Function Code 500-600 - Other Financing Uses							
Sub Function Code 500 - Debt Service - 500	10,728,318.00	.00	.00	.00	10,728,318.00	0	.00
Function Code 500-600 - Other Financing Uses Totals	\$10,728,318.00	\$0.00	\$0.00	\$0.00	\$10,728,318.00	0 %	\$0.00
Account Type Expense Totals	\$10,779,318.00	\$0.00	\$1,037.00	\$0.00	\$10,778,281.00	0 %	\$1,149.11
Fund(COA) 30 - Debt Retirement Fund Totals	\$0.00	\$1,149.96	\$138.29	\$0.00	(\$138.29)	+++	\$1,966.76



Board Monthly Financial Report

Fiscal Year to Date 08/31/18

Sub Function Code	Amended Budget	Current Month Actual	Actual FYTD	Encumbrances	Budget - Actual	% Rec'd/Spent	Prior Year FYTD
Fund(COA) 47 - 2017 Capital Projects Fund							
Account Type Revenue							
Function Code R100 - Local Sources - 100							
	.00	60,385.79	65,756.40	.00	(65,756.40)	+++	.00
Function Code R100 - Local Sources - 100 Totals	\$0.00	\$60,385.79	\$65,756.40	\$0.00	(\$65,756.40)	+++	\$0.00
Account Type Revenue Totals	\$0.00	\$60,385.79	\$65,756.40	\$0.00	(\$65,756.40)	+++	\$0.00
Account Type Expense							
Function Code 200 - Supporting Services							
Sub Function Code 230 - Support Services-Administration - 230	.00	.00	.00	.00	.00	+++	.00
Sub Function Code 250 - Support Services-Business - 250	.00	891.00	891.00	.00	(891.00)	+++	.00
Sub Function Code 260 - Operations and Maintenance - 260	.00	.00	.00	.00	.00	+++	.00
Sub Function Code 270 - Pupil Transportation - 270	.00	88,400.00	88,400.00	.00	(88,400.00)	+++	.00
Sub Function Code 280 - Support Services-Central - 280	.00	.00	.00	56,620.50	(56,620.50)	+++	.00
Function Code 200 - Supporting Services Totals	\$0.00	\$89,291.00	\$89,291.00	\$56,620.50	(\$145,911.50)	+++	\$0.00
Function Code 400 - Government Agencies & Prior Period							
Sub Function Code 400 - Other Government Agencies - 400	.00	3,694,835.01	3,694,995.28	.00	(3,694,995.28)	+++	.00
Function Code 400 - Government Agencies & Prior Period Totals	\$0.00	\$3,694,835.01	\$3,694,995.28	\$0.00	(\$3,694,995.28)	+++	\$0.00
Function Code 500-600 - Other Financing Uses							
Sub Function Code 500 - Debt Service - 500	.00	.00	.00	.00	.00	+++	.00
Function Code 500-600 - Other Financing Uses Totals	\$0.00	\$0.00	\$0.00	\$0.00	\$0.00	+++	\$0.00
Account Type Expense Totals	\$0.00	\$3,784,126.01	\$3,784,286.28	\$56,620.50	(\$3,840,906.78)	+++	\$0.00
Fund(COA) 47 - 2017 Capital Projects Fund Totals	\$0.00	(\$3,723,740.22)	(\$3,718,529.88)	(\$56,620.50)	\$3,775,150.38	+++	\$0.00



Board Monthly Financial Report

Fiscal Year to Date 08/31/18

Sub Function Code	Amended Budget	Current Month Actual	Actual FYTD	Encumbrances	Budget - Actual	% Rec'd/Spent	Prior Year FYTD
Fund(COA) 48 - 2008 Capital Projects Fund							
Account Type Revenue							
Function Code R100 - Local Sources - 100							
	2,463,606.00	.00	.00	.00	2,463,606.00	0	2,566.02
Function Code R100 - Local Sources - 100 Totals	\$2,463,606.00	\$0.00	\$0.00	\$0.00	\$2,463,606.00	0 %	\$2,566.02
Function Code R500 - ISD / Other Sources - 500							
	47,890,000.00	.00	.00	.00	47,890,000.00	0	.00
Function Code R500 - ISD / Other Sources - 500 Totals	\$47,890,000.00	\$0.00	\$0.00	\$0.00	\$47,890,000.00	0 %	\$0.00
Account Type Revenue Totals							
	\$50,353,606.00	\$0.00	\$0.00	\$0.00	\$50,353,606.00	0 %	\$2,566.02
Account Type Expense							
Function Code 200 - Supporting Services							
Sub Function Code 250 - Support Services-Business - 250	441,844.00	.00	.00	.00	441,844.00	0	.00
Sub Function Code 260 - Operations and Maintenance - 260	.00	.00	.00	.00	.00	+++	.00
Sub Function Code 270 - Pupil Transportation - 270	.00	.00	.00	.00	.00	+++	366,610.00
Sub Function Code 280 - Support Services-Central - 280	6,501,077.00	.00	.00	.00	6,501,077.00	0	329,324.80
Function Code 200 - Supporting Services Totals	\$6,942,921.00	\$0.00	\$0.00	\$0.00	\$6,942,921.00	0 %	\$695,934.80
Function Code 400 - Government Agencies & Prior Period							
Sub Function Code 400 - Other Government Agencies - 400	7,276,621.00	.00	.00	.00	7,276,621.00	0	51,251.94
Function Code 400 - Government Agencies & Prior Period Totals	\$7,276,621.00	\$0.00	\$0.00	\$0.00	\$7,276,621.00	0 %	\$51,251.94
Function Code 500-600 - Other Financing Uses							
Sub Function Code 500 - Debt Service - 500	275,825.00	.00	.00	.00	275,825.00	0	.00
Function Code 500-600 - Other Financing Uses Totals	\$275,825.00	\$0.00	\$0.00	\$0.00	\$275,825.00	0 %	\$0.00
Account Type Expense Totals							
	\$14,495,367.00	\$0.00	\$0.00	\$0.00	\$14,495,367.00	0 %	\$747,186.74
Fund(COA) 48 - 2008 Capital Projects Fund Totals							
	\$35,858,239.00	\$0.00	\$0.00	\$0.00	\$35,858,239.00	0 %	(\$744,620.72)
Grand Totals							
	\$35,642,072.00	(\$4,139,500.18)	(\$4,824,377.27)	(\$1,035,504.59)	\$41,501,953.86	-14 %	(\$1,982,240.58)

To: Board of Education

From: Sharon Raschke, CFO

Date: August 30, 2018

RE: Year End Fund Balances 2017-18/Fund Balance Classifications 2018-19

General Fund revenues were \$40,752,488 and expenses were \$40,289,559. Fund Balance is \$7,074,977 (17.6%), an increase of \$462,929.

Attached is a spreadsheet containing ending reserves, designations, assigned, and unassigned fund balances for the year ending June 30, 2018. Fund balance designations were recommended by the Finance Committee on August 27.

If you have any comments or changes, please let a member of the Finance Committee know. If no changes are requested, the fund balance designations will be included in the June 30, 2018 fiscal audit.

In addition, accounting guidelines (GASB #54) require the Board of Education to authorize, by resolution, the intent to define the Fund Balance classifications for the 2018-19 fiscal year.

The Fund Balance classifications for 2018-19 will be:

Required Designated Reserve Funds (policy 6604)
Non-Spendable
Non-spendable-Prepaid Expenditures
Committed (required)
Committed- Supply Carryover
Board Designated Reserve Funds (policy 6605)
Committed (management planned)
Committed-Facilities, Equipment & Maintenance
Committed-Facilities Athletics
Committed-Performing Arts Equipment
Committed-Instructional Materials/Equipment
Committed-Technology
Committed-New Programs
Committed-New Buildings/New Spaces
Committed-Retirement/Severance
Assigned Fund Balance
Unassigned Fund Balance (policy 6612)

Finance Committee Recommended
8/27/2018

Dexter Community Schools
Fund Balance
Year end 2017-18

Revenue	\$ 40,752,488.16
Expenses	\$ 40,289,559.53
Net Income	\$ 462,928.63

Fund Balance Classifications	Account	Methodology of Target	Base value for calculation	Target	17-18 Beginning	Board planned transfers 17-18	Planned Ending	Recommended transfers 17-18	Recommended Ending
Required Designated Reserve Funds (policy 6604)									
Non-Spendable									
Non-spendable-Prepaid Expenditures	11-2711-1000	Prepaid expenditure asset	\$ 64,363	\$ 64,363	\$ 64,363.00	\$ (64,363)	\$ 0.00	\$ 23,888.90	\$ 88,251.90
Committed (required)									
Committed- Supply Carryover	11-2731-7100	Unspent supply carryover	\$ 139,651	\$ 139,651	\$ 139,651.00	\$ (139,651)	\$ 0.00	\$ 22,087.50	\$ 161,738.50
Board Designated Reserve Funds (policy 6605)									
Committed (management planned)									
Committed-Facilities, Equipment & Maintenance	11-2731-1200	Assets undeprec repl value * 1%	\$ 166,685,081.00	\$ 1,666,850.81	\$ 874,000.00		\$ 874,000.00		\$ 874,000.00
Committed-Facilities Athletics	11-2731-1300	Artificial turf, pools	\$ 1,500,000.00	\$ 1,500,000.00	\$ 590,000.00		\$ 590,000.00	\$ 90,000.00	\$ 680,000.00
Committed-Performing Arts Equipment	11-2731-5100	Refurbishing performing arts equipment	\$ 200,000.00	\$ 200,000.00	\$ 110,000.00		\$ 110,000.00	\$ 10,000.00	\$ 120,000.00
Committed-Instructional Materials/Equipment	11-2731-3100	Replacement of Instructional Materials	\$ 1,087,500.00	\$ 1,087,500.00	\$ 1,000,000.00		\$ 1,000,000.00		\$ 1,000,000.00
Committed-Technology	11-2731-8100	Cost of technology inventory * 50% (includes balance of restitution)	\$ 5,873,973.00	\$ 2,936,986.50	\$ 831,714.00		\$ 831,714.00		\$ 831,714.00
Committed-New Programs	11-2731-4100	Startup and implementation transition of new programs (3-5 yrs)	\$ 348,000.00	\$ 348,000.00	\$ -		\$ -		\$ -
Committed-New Buildings/New Spaces	11-2731-4200	Startup and implementation transition of new building (3-5 years)	\$ 300,000.00	\$ 300,000.00	\$ -		\$ -	\$ 300,490.00	\$ 300,490.00
Committed-Retirement/Severance	11-2731-6100	Retirement obligation * 2/3	\$ 1,487,662.00	\$ 991,774.67	\$ 850,000.00		\$ 850,000.00		\$ 850,000.00
Assigned Fund Balance	11-2741-0000	Subsequent year expenditures	\$ 264,622.00	\$ 264,622.00	\$ 405,120.00		\$ 264,622.00	\$ (140,498.00)	\$ 264,622.00
Unassigned Fund Balance (policy 6612)	11-2751-0000	3-5% of general fund expenses (value at 5%)	\$ 40,289,559.53	\$ 2,014,477.98	\$ 1,747,200.51		\$ 1,747,200.51	\$ 156,960.23	\$ 1,904,160.74
Total Fund Balance					\$ 6,612,048.51	\$ (204,014.00)	\$ 6,408,034.51	\$ 462,928.63	\$ 7,074,977.14
Non-Spendable Fund Balance				0.2%	\$ 64,363			0.2%	\$ 88,252
Committed Fund Balance				11.5%	\$ 4,395,365			12.0%	\$ 4,817,943
Assigned Fund Balance				0.2%	\$ 405,120			0.7%	\$ 264,622
Unassigned Fund Balance				5.0%	\$ 1,747,201			4.7%	\$ 1,904,161
Total Fund Balance				16.9%	\$ 6,612,049			17.6%	\$ 7,074,977

September 18, 2018

Dr. Chris Timmis
Superintendent of Schools
Dexter Community Schools
7714 Ann Arbor Road
Dexter, MI 48130

Re: Dexter Community Schools 2017 Bond Project
Contract Recommendations
K-2 Addition Data Cabling, Audio Visual Systems & Security/Access

Dear Dr. Timmis:

Proposals for the technology cabling, audio visual, and security cameras / access control systems were received on behalf of Dexter Community Schools (DCS). Tabulations of the bids received is attached for your reference.

We have reviewed the proposals, spoken with the bidders, and are recommending the lowest responsive bidder and best value to DCS.

Pending final review of financial and other qualification criteria, Granger recommends that DCS award the subcontract as indicated below and assign them to Granger for management.



HEADQUARTERS
6267 Aurelius Rd
Lansing, MI 48911-4230

517.393.1670 P
517.393.1382 F

WEST MICHIGAN
940 Monroe Ave NW, Ste 142
Grand Rapids, MI 49503

616.454.2900 P
616.454.9700 F

SOUTHEAST MICHIGAN
39475 13 Mile Rd, Ste 204
Novi, MI 48377

248.724.2950 P
248.489.5753 F

Bid Category	Bidder	Base Bid	Recommended	
			Alter-nates	Contract
28-01 Data Cabling	Digital Age Technologies	\$11,531	0	11,531
28-02 Audio Visual Systems	Digital Age Technologies	\$216,902	0	216,902
28-03 Security Cameras & Access Controls	Parkway Electric & Communications	\$174,205	0	174,205
Total recommendations				\$402,638

We request that review the attached bid tabulations and approve the contract recommendation above by signature below. Please feel free to contact me if you have any questions or require additional information.

Sincerely,
GRANGER CONSTRUCTION COMPANY

Andrea Andres
Project Engineer

Contract Approved:

By: Dr. Chris Timmis
Superintendent
Dexter Community Schools

Amount

Date

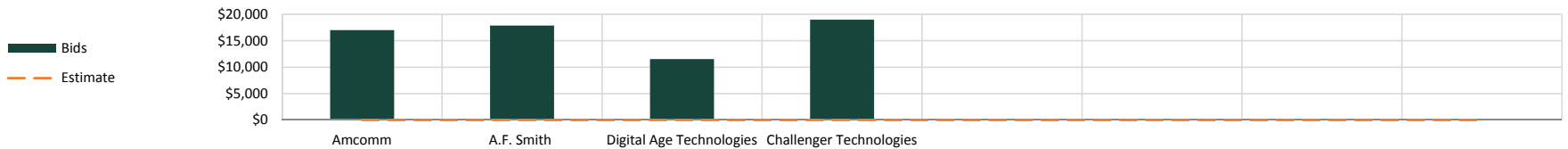
att: Bid Tabulation Form
cc: S. Raschke, DCS; J. Brand, GCC; E. Geiser, TMP

BID TABULATION

CATEGORY: 01-28-01 DATA CABLING

PROJECT NUMBER	1710-00		
PROJECT DESCRIPTION	DEXTER COMMUNITY SCHOOLS	APPARENT LOW BID	\$11,531
BUILDING	NEW ELEMENTARY	APPARENT LOW BIDDER	Digital Age Technologies
DELIVERY METHOD	CM		
ARCHITECT	TMP ARCHITECTURE		
BP08 BID DATE	9/6/2018		

Addendum No		Bidder	Base Bid	Non-Iran Linked Business	Bid Bond	Remarks
1	2					
X	X	Amcomm	\$17,000	X	X	
X	X	A.F. Smith	\$17,875	X	X	
X	X	Digital Age Technologies	\$11,531	X	X	
X	X	Challenger Technologies	\$18,950	X	No	



ADDENDA ISSUED
Addendum 1 - 8/23/2018
Addendum 2 - 8/31/2018



Students on Boards Conference @ MTG Space, Lansing

Oct, 10, 2018

9 a.m. - 3:30 p.m.

Location: MTG Space, Greater Lansing Association of Realtors

4039 Legacy Pkwy

Lansing, MI 48911

Cost: \$180

[Download Registration Form](#)

In a climate where more attention is being paid to student voice in the classroom, many are asking how school boards might approach incorporating students into their work in a way that goes beyond inviting someone to report on Homecoming festivities.

Join MASB for a day dedicated to understanding the power of student voice and the possibilities of student representation on the board of education. Hear from Adam Fletcher, a leading expert on student voice and representation, about the benefits of engaging students in the work of boards in a deep and meaningful way. We will also examine legal considerations and hear from a panel of Michigan educators and leaders about how these ideas are playing out in their districts.

Agenda

9 a.m.	Welcome
9:15 a.m.	Student Voice
10:30 a.m.	Break
10:45 a.m.	Students on Boards
Noon	Lunch
12:30 p.m.	Legal Considerations
1:15 p.m.	Panel
2 p.m.	Break
2:15 p.m.	Facilitated Table Talk
3:30 p.m.	Adjourn

Billing Policy: A \$25 fee will be added per attendee to any balance due as of the date of the class/event.

Cancellation Policy: All cancellations must be in writing. A \$25 cancellation fee will be charged for any and all cancellations. Substitutions are accepted in lieu of a cancellation. No refund one week from event.

MASB reserves the right to CANCEL all classes with fewer than 15 participants. Classes may be rescheduled due to weather. Registration and attendance at, or participation in MASB's conferences, CBAs and other activities constitutes an agreement by the registrant to MASB's use and distribution of the attendee's image or voice in photographs, videotapes, electronic reproductions and audiotapes of such events.

Students On Boards



The MTG Space @ The Greater Lansing Association of REALTORS, Lansing, MI
9 A.M. – 3:30 P.M. • OCT. 10

Name of school district _____

Registrant name _____

Registrant title _____

Registrant phone _____

Registrant email _____

Contact name _____

Contact phone _____

Contact email _____

Dietary restrictions/special assistance _____

Guest name (\$26/per guest; includes meal) _____

Dietary restrictions/special assistance _____

Payment Information

Payment is appreciated at time of registration. (A \$25 service fee will be added to any balance due after Oct. 3, 2018.)

Credit Card

VISA MASTERCARD Exp. Date _____ 3-digit code _____

Total Amount Charged _____

Account Number _____

Name As It Appears On Card _____

Signature _____

Invoice

Invoice school district (A \$25 billing fee will be applied)

Attn: _____

Check

Check enclosed made payable to MASB Check# _____ Check Amount _____

Check to follow — Registration faxed in advance

Confirmations are generated upon receipt of your registration by MASB. If you don't receive a confirmation within five business days, please contact Mary McCarthy at mccarthy@masb.org.

Cost: \$180
(includes lunch)

Mail or Fax
completed registration
by Oct. 3, 2018.

Please coordinate all registrations through your district office.
One registration form for each participant.

Cancellations:

A \$25 cancellation fee will be charged for any and all cancellations. Substitutions are accepted. All cancellations must be in writing.

No refunds after Oct. 3, 2018.

Fax completed registration to Mary McCarthy at 517.327.0776

Mail registration and payment to:
MASB Business Office
1001 Centennial Way, Ste. 400
Lansing, MI 48917-8249

Conference Questions?

Contact Mary McCarthy at
517.327.5918 or
mccarthy@masb.org.

POLICIES

Guests are required to be preregistered by a conference registrant in order to participate in conference programming and meal events. A guest is defined as a spouse, significant other, family member or friend of conference registrant. School board members and school district staff are not eligible to register as "guests." Guests are not eligible for education credit or SCECHs. MASB reserves the right to CANCEL any classes. Registration and attendance at or participation in MASB events constitutes an agreement by the registrant to MASB's use and distribution of the attendee's image or voice in photographs, videotapes, electronic reproductions and audiotapes of such events.

**Dexter Community Schools
Finance Committee
Meeting Minutes
August 27, 2018**

Board Members

Present – Daryl Kipke, Dick Lundy, Julie Schumaker

Staff Committee Members

Present – John Heuser, Sharon Raschke, Chris Timmis

Others Present – None

Other Community Present – None

Meeting convened at 4:45 pm.

Audience Participation

None.

Approval of Minutes

A motion was made by John Heuser and supported by Dick Lundy to approve the finance committee meeting minutes of July 25, 2018. Approved.

Discussion Items

1. Final Results – Fiscal Year End 2017-18

The committee reviewed the financial results for the 2017-18 fiscal year. The information was submitted to the Board by email containing the financial results for fiscal year end 2017-18. The packet will be included as a discussion item at this evening's Board Meeting. The net results of the fiscal year end netted a 1.04% off schedule payment for staff based on the negotiated agreements.

2. Fund Balance Designations

a. Methodology

The committee discussed the methodologies for the various fund balance designations and long term thoughts for funding them.

b. 2017-18 Year End Fund Balance

The committee discussed the fund balance and made recommendations for changes to the non-spendable, committed, assigned, and unassigned fund balance designations. Unassigned Fund Balance maintains the 3-5% target range per Policy #6612. A motion was made by Dick Lundy and supported by Daryl Kipke to recommend the fund balance designations as discussed. Approved. This information will be forwarded to all Board members and to the auditor for inclusion in the final 2017-18 audit.

Meeting adjourned at 5:40 pm.

DRAFT

**Dexter Community Schools
Athletics Ad Hoc Committee
Meeting Minutes
August 7, 2018**

Board Members Present – Ron Darr, Michael Wendorf, Barbara Read

Board Members Absent – Daryl Kipke

Staff Committee Members Present – Chris Timmis, Mike Bavineau, Kit Moran, David Teddy, Barb Santo

Staff Committee Members Absent – Sharon Raschke

Community Members/Coaches Present – Maria Harshe, Trish Machemer, Josh Fink, Rick Brandt

Others Present – none

Meeting called to order at 4:04pm by Board President Michael Wendorf.

Committee Charge

1. Review and make recommendations to the Board of Education regarding DCS offerings and the structure of funded, self-funded and club funded sports.
2. Review and make recommendations to the Board of Education regarding a financially sustainable and Title IX-compliant Districtwide K-12 athletic program.

Approval of Minutes – none

Audience Participation

Discussion Items

- Review Committee Charge #1
- Review of 2009 Structure and Structure following Current Practices

Meeting adjourned at 5:37pm.

Next Meeting

September 5, 2018 4:00pm at Copeland

DRAFT

**Dexter Community Schools
Athletics Ad Hoc Committee
Meeting Minutes
September 5, 2018**

Board Members Present – Barbara Read

Board Members Absent – Ron Darr, Daryl Kipke, Michael Wendorf

Staff Committee Members Present – Chris Timmis, Mike Bavineau, Kit Moran, David Teddy, Barb Santo, Sharon Raschke

Staff Committee Members Absent – none

Community Members/Coaches Present – Maria Harshe, Jodi Kniesteadt, Josh Fink, Sean Myint, Rick Brandt, Michael McHugh

Others Present – none

Meeting called to order at 4:15pm by Committee Chair Daryl Kipke.

Committee Charge

1. Review and make recommendations to the Board of Education regarding DCS offerings and the structure of funded, self-funded and club funded sports.
2. Review and make recommendations to the Board of Education regarding a financially sustainable and Title IX-compliant Districtwide K-12 athletic program.

Approval of Minutes - none

Audience Participation

Discussion Items

1. Discussion of Current Practice Structure vs. Recommendations from Last Meeting
2. Identification of solutions and draft recommendations for Committee Charge #1
3. Review Committee Charge #1 recommendations vs Committee Charge #2
4. Look at K-12 structure

Meeting adjourned at 5:20pm.

Next Meeting

October 3rd 4:00pm at Copeland



Dexter Community Schools

Nice Job Notes

MAY 2018

Sheila, #7 Bus Driver
Vicki Allie (2)
Christine Auber
Jessica Baese
Nancy Baldus
Tara Basso
Narda Black
Kris Bowman
Jami Bronson
Beth Brooks
Eleanor Budd
Brad Buelow
Monica Butvilas
Becky Cudini
Todd Darnell
Kristie Doyle (2)
Hallie Dunham
Denise Dutcher
Jessica Elkin
Jason Elmy
Mary Elordi (2)
Valerie Eninsche
Deb Gallaher
Kelli Gatecliff
Stacey Girbach

Patrick Glynn
Lynne Gronvall
Mary Hefner
Katie Heikkila
John Heuser
Lisa Himle
Chris Hoelscher
Don Holiday (2)
Abby Holland
Bill Ivan
Roger Johnson
Amara Karapas
Ashley Kerns (2)
Anthony Koch
Kirsten Korff
Cassy Korinek
Mary Leach
Kristen Linn
Lucy Lopez
Dick Lundy
Aric Manly
Craig McCalla
Jane Montero (2)
Julie Nichols
Kelly Paracheck

Brett Pederson
Sharon Potes
Tony Quint
Glenda Rader
Amy Raus
Barbara Read
Creekside Recycling Students
Tammy Reich
Maggie Scheurer
Steve Schuler
Julie Schumaker
Julie Snider
DHS Special Ed Staff
Karen Sullivan
Julie Swanson
Chris Timmis
Deneen Smith &
Transportation
Anna Vess
Mike Wagner
Kristin Walters
Jane Webby
Louann Wing
Daniel Witte (April)

MAY TOTAL = 79

RUNNING TOTAL = 35800



Dexter Community Schools

Nice Job Notes

JUN-AUG 2018

Connie Agostini
Julia Arbour
Frances Bastion
Lisa Bauer
Narda Black (2)
Debby Bow
Jami Bronson
Sandra Darr
Cheryl Darton
Lisa Dunn
Denise Dutcher
Maria Frigo
Ed Gauthier
Lisa Jones
Kirsten Korff
Tammy Leventis
Kim Lindsay
Julie Liskiewicz
Will Love
Deb Marsh

Jennifer Miceli
Jane Montero
NHS (2)
Sharon Norris
Kelly Parachek
Steve Schuler
Katie See
Joanne Shipley
Vicki Smith
Ryan Spencer
DHS Staff
Kayla Stark
Neil Stinebaugh (3)
Carmen Stinebaugh
Dennis Stockwell
Lauren Straub
Mike Wagner
Donna Wahr (2)
Stacey Wing

JUNE-AUGUST TOTAL = 43

RUNNING TOTAL = 35843

Board Norms

8/6/18 Agreed by the Board

Board Discussion during Meetings

1. Wait to be acknowledged as the next speaker by the board president or the presiding officer before speaking to ensure that everyone has an opportunity to speak.
2. Keep comments concise and on-topic.
3. Ask questions to seek understanding rather than to challenge.
4. Treat board members, staff, and community members with respect.

Board Agenda

5. As a general rule, except for routine matters, agenda items should appear first as Discussion Items before being brought back as Action Items.
6. If any board member would like a Consent or Action Item to be moved to a Discussion Item, the item will be moved except in extenuating circumstances.
7. Continue providing committee updates.

Public Comment during Meetings

8. Have a podium for public comment and school presentations.
9. The board president should appropriately acknowledge commenters, but not engage in discussion.

School Presentations

10. Limit school presentations to 10 minutes each. Have no more than two presentations (or one if it will exceed 10 minutes).

Meeting Minutes

11. Rather than summarizing public comments in the minutes, simply list who spoke and the topic.

Emails

12. Board members should ensure that they can receive emails sent to them from community members via the district's website.
13. Keep inter-board emails brief. Refrain from group discussions.

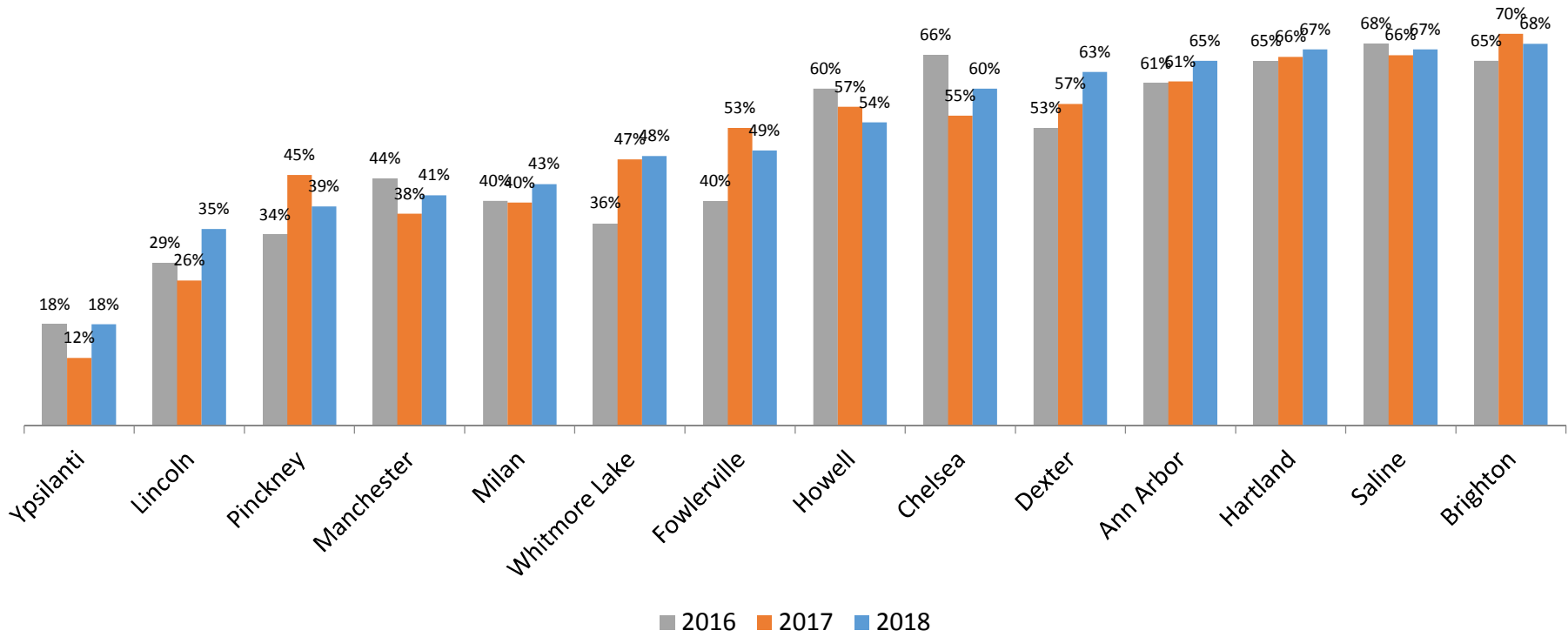
Communication with the Public

14. The Board President or Acting President will respond to emails and correspondence sent to the board as a whole. Individual board members who respond should state that they are speaking for themselves.

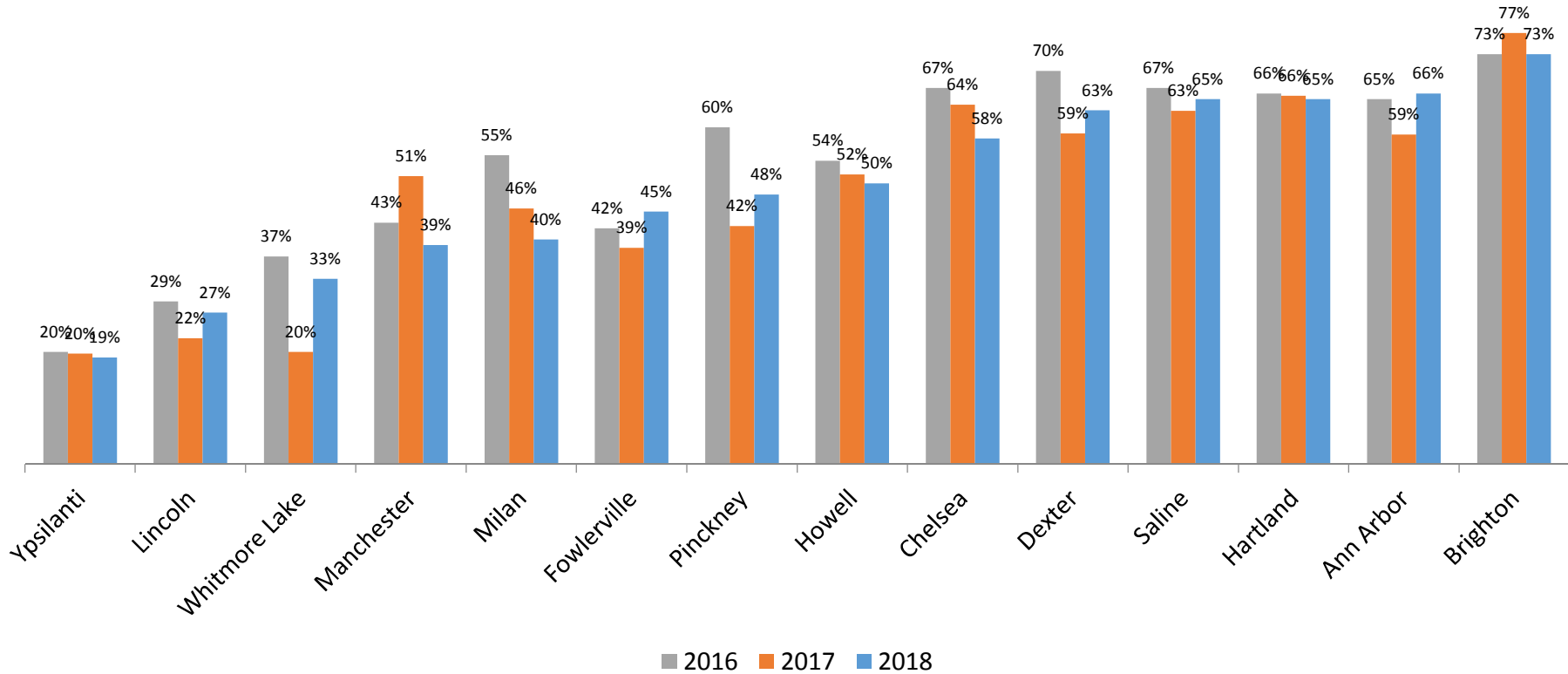
Board Decisions

15. All board decisions should take place in an open and transparent fashion and provide an opportunity for all board members to have input.

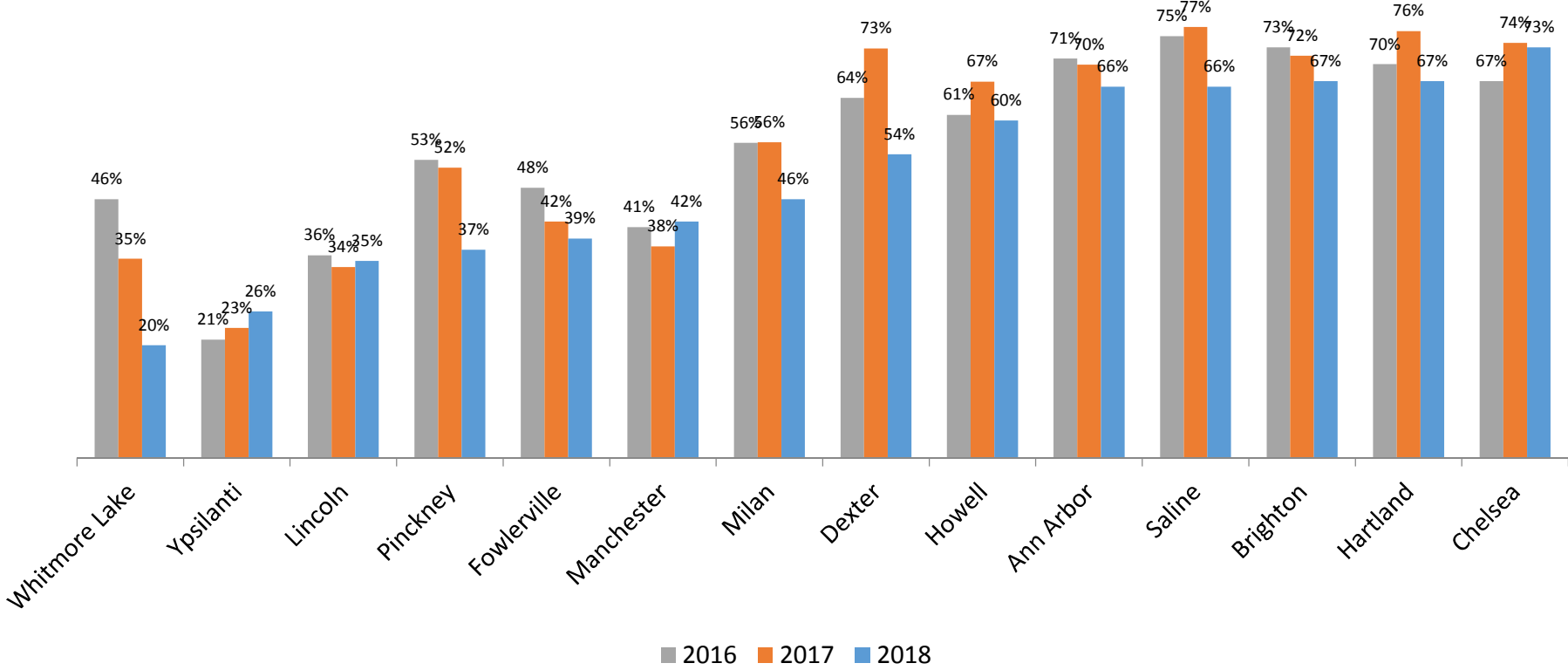
2016-2018 M-STEP -- Grade 3 ELA Percent Proficient



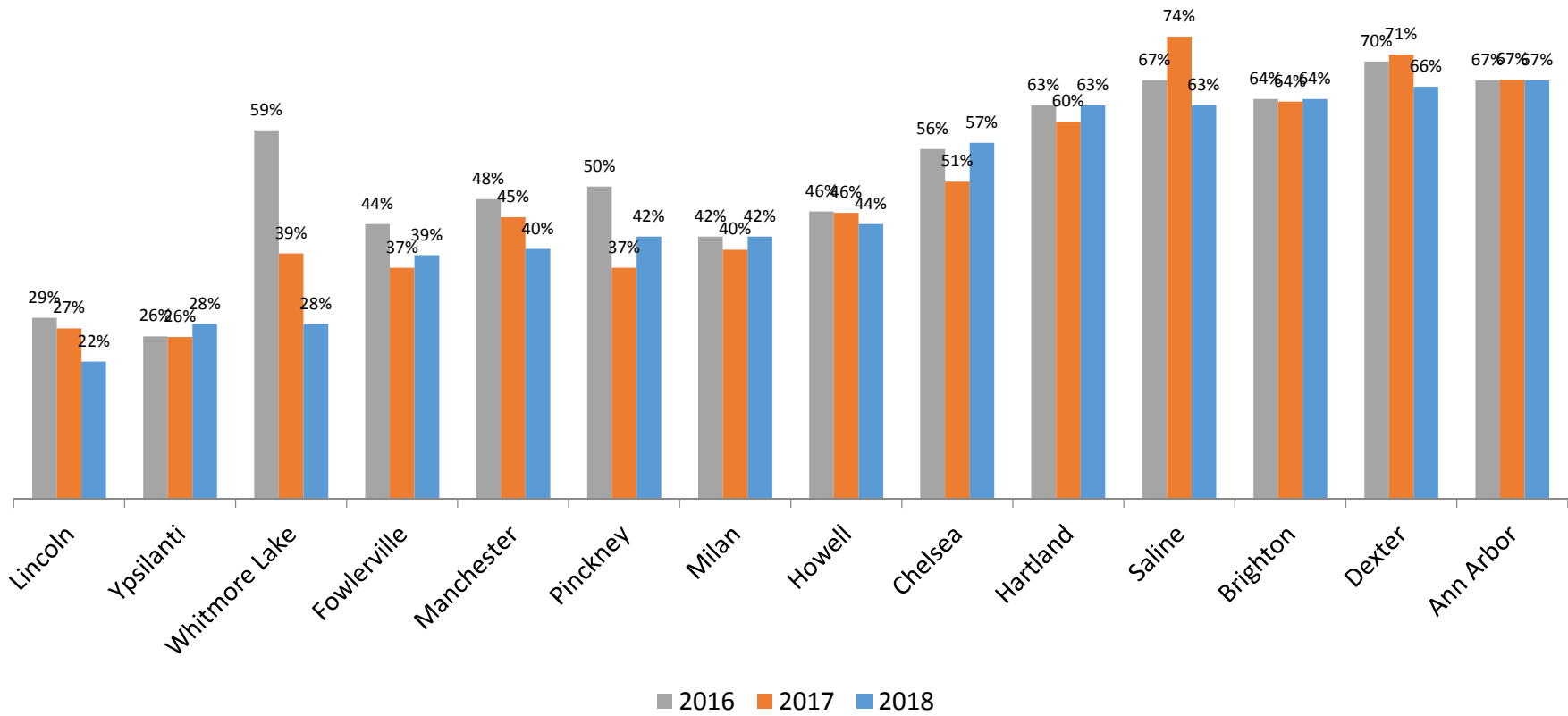
2016-2018 M-STEP -- Grade 4 ELA Percent Proficient



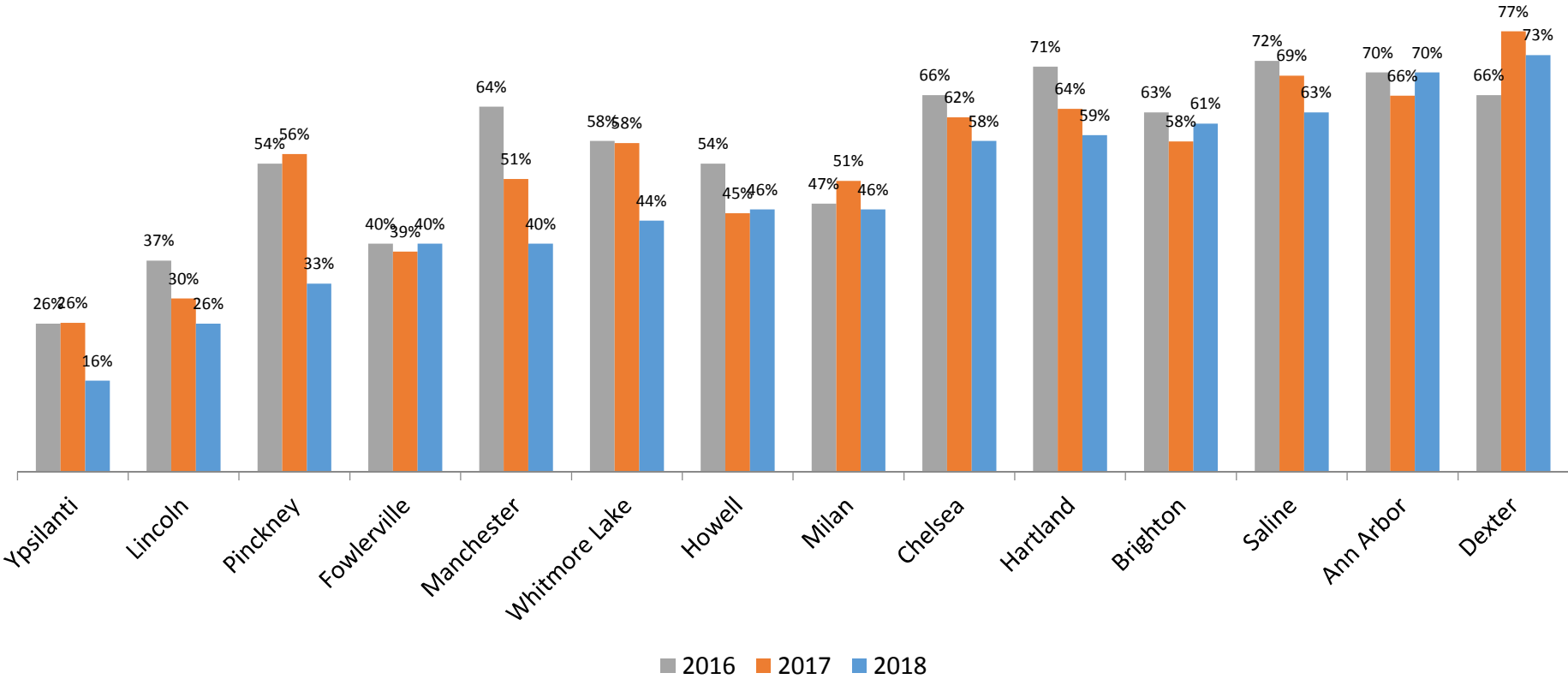
2016-2018 M-STEP -- Grade 5 ELA Percent Proficient



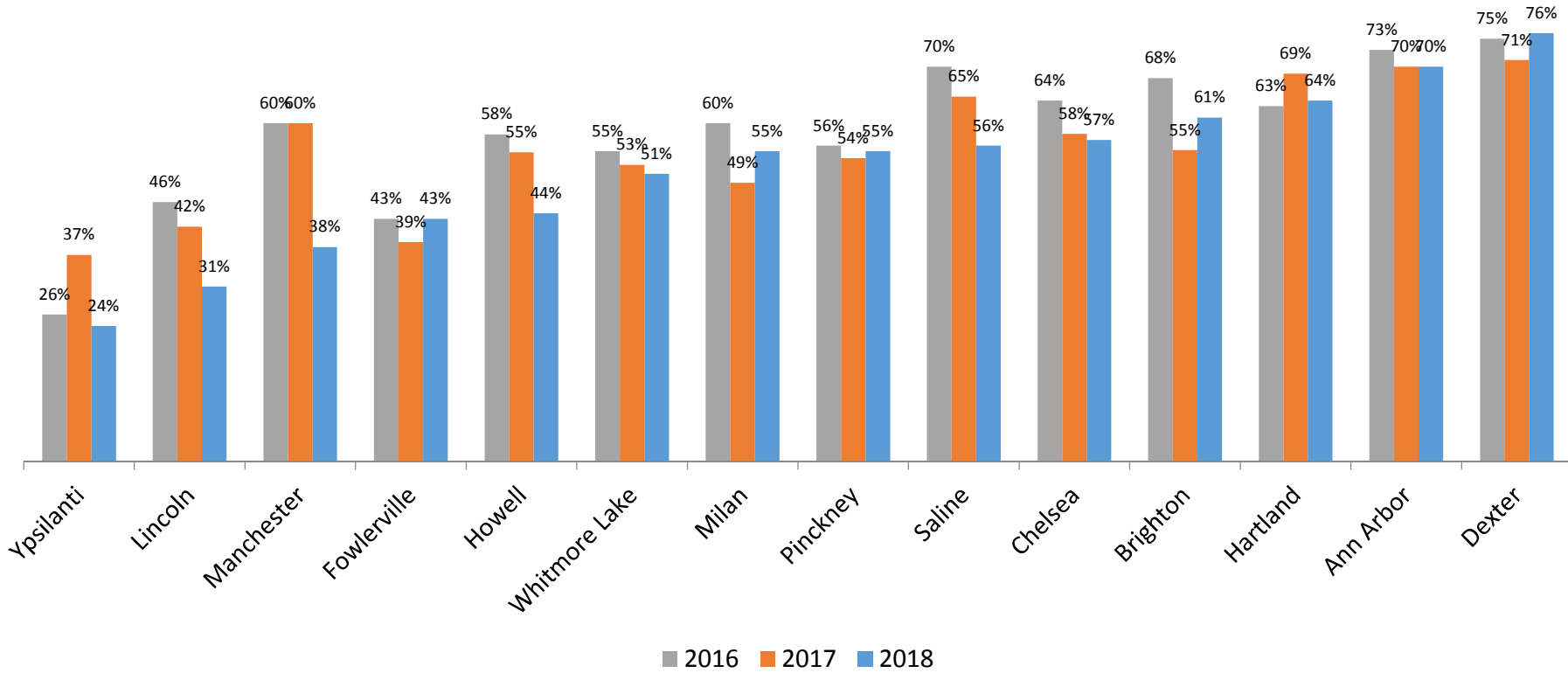
2016-2018 M-STEP -- Grade 6 ELA Percent Proficient



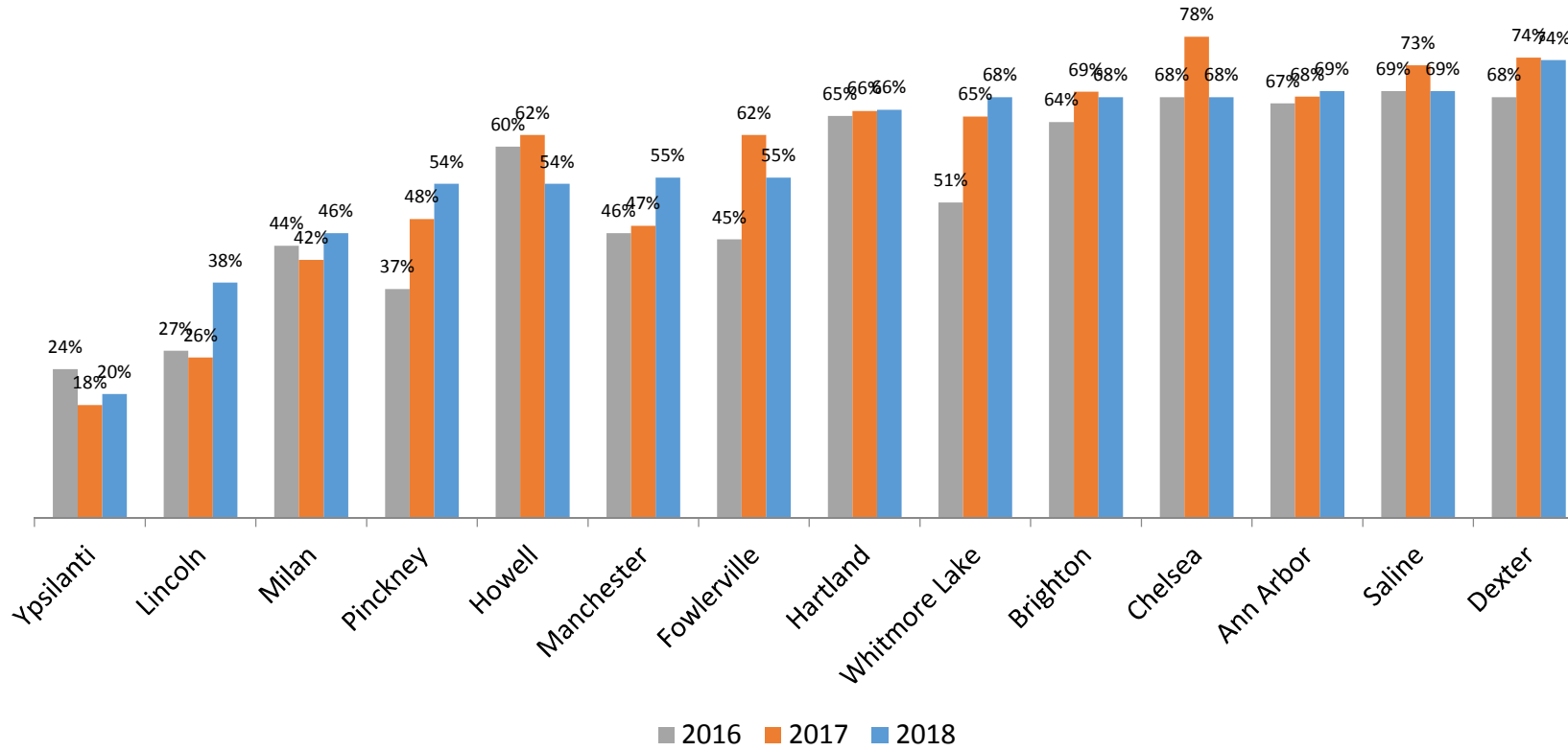
2016-2018 M-STEP -- Grade 7 ELA Percent Proficient



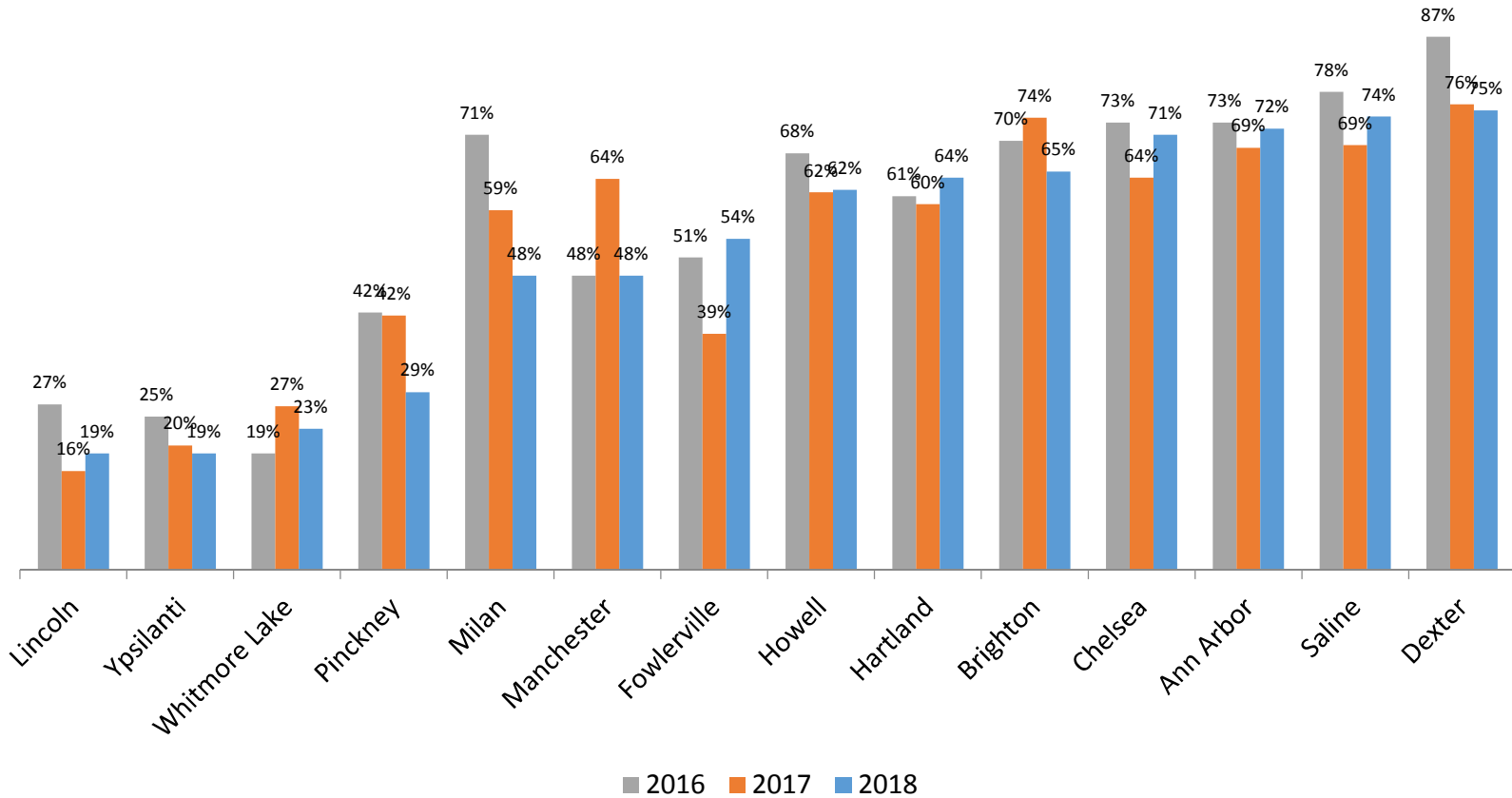
2016-2018 M-STEP -- Grade 8 ELA Percent Proficient



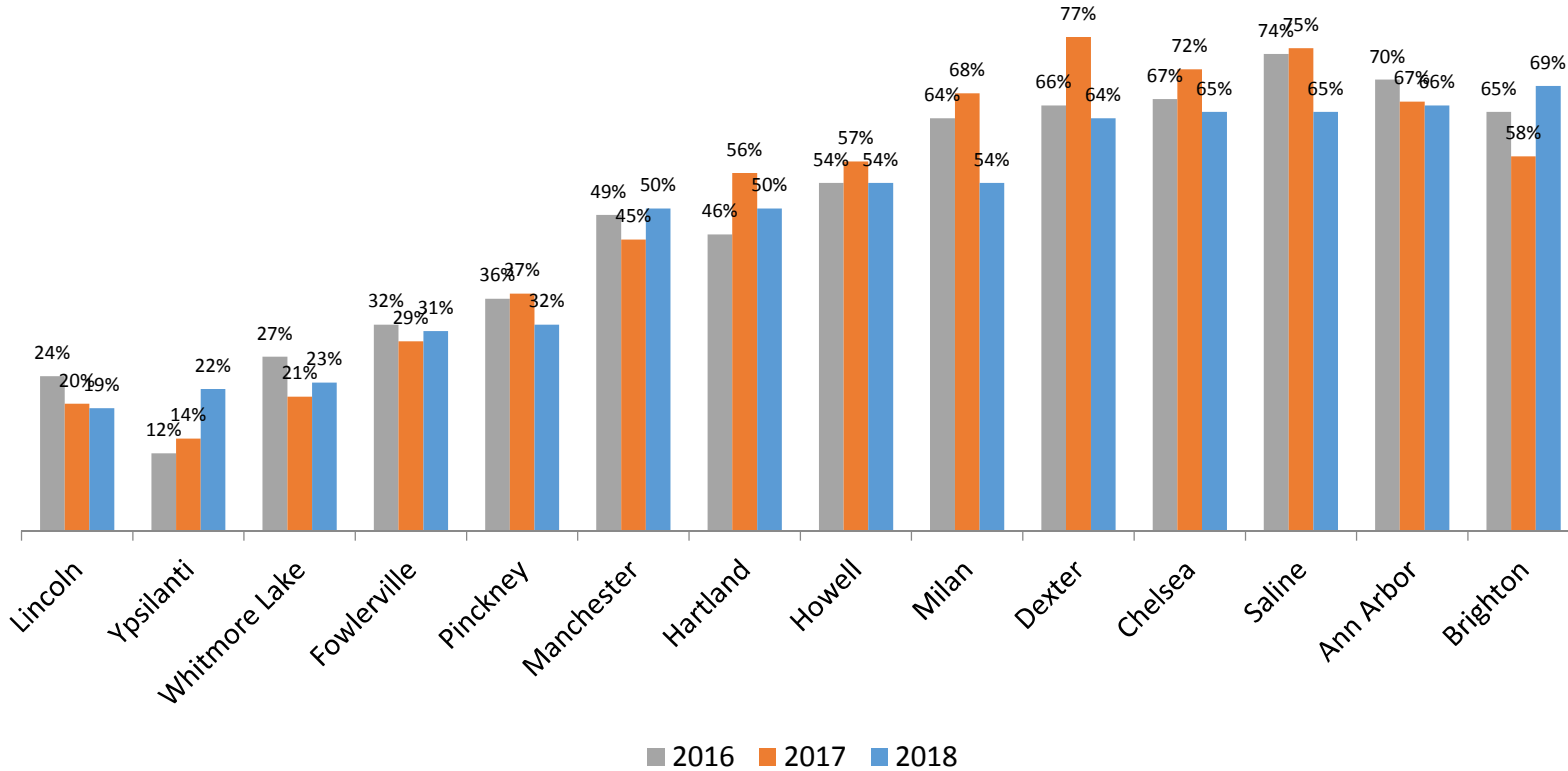
2016-2018 M-STEP -- Grade 3 MATH Percent Proficient



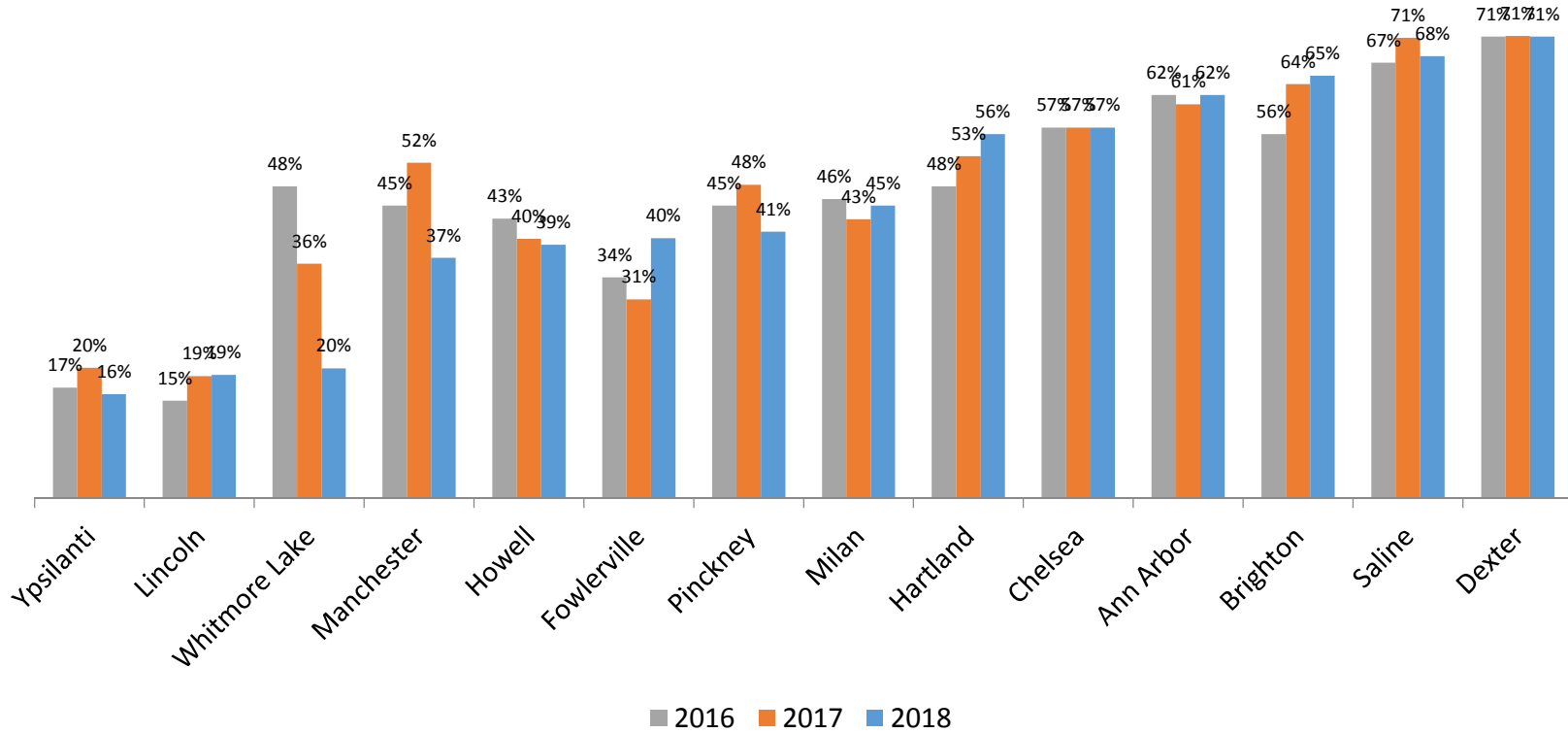
2016-2018 M-STEP -- Grade 4 MATH Percent Proficient



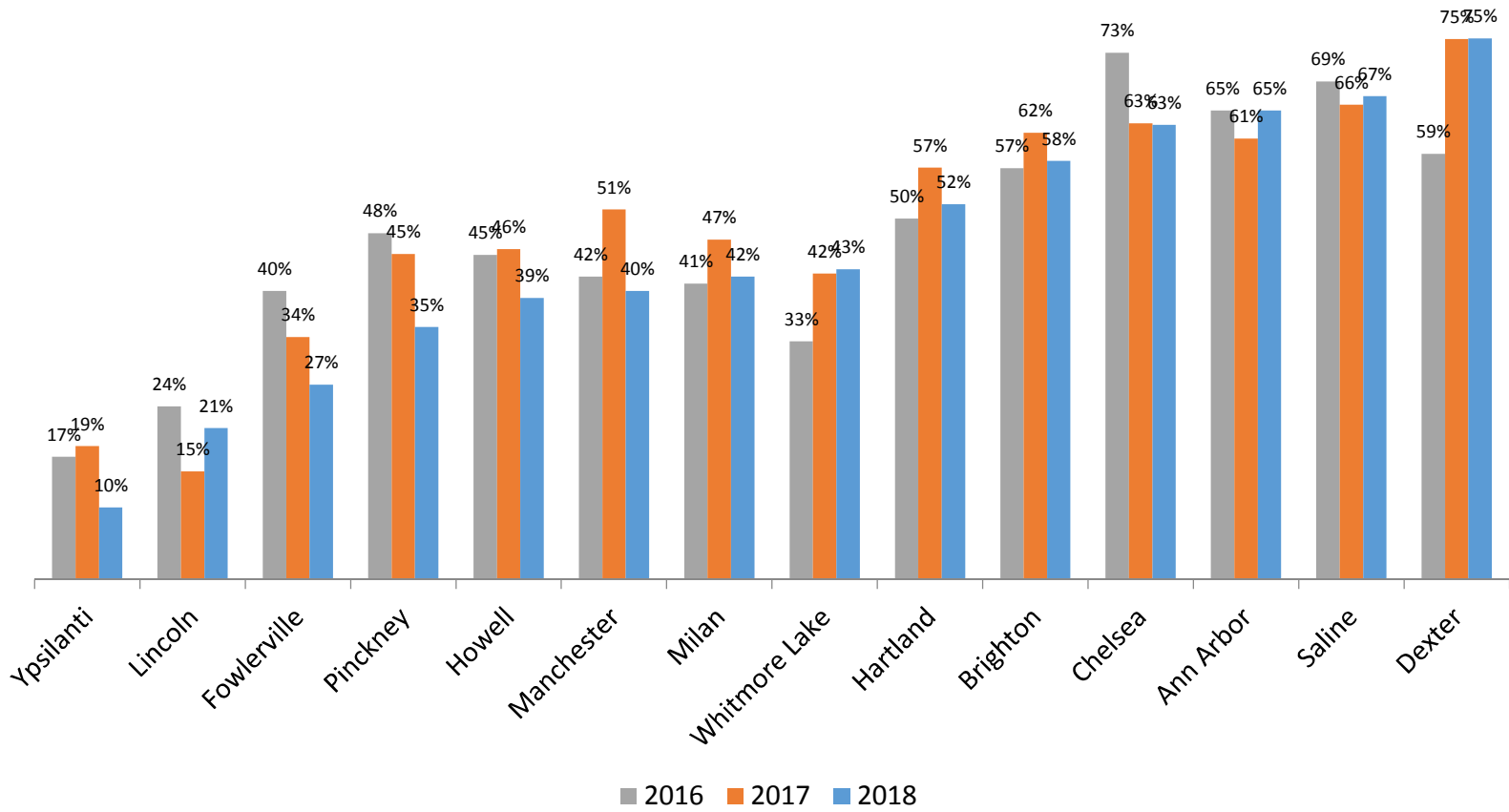
2016-2018 M-STEP -- Grade 5 MATH Percent Proficient



2016-2018 M-STEP -- Grade 6 MATH Percent Proficient



2016-2018 M-STEP -- Grade 7 MATH Percent Proficient



2016-2018 M-STEP -- Grade 8 MATH Percent Proficient

