

BOARD PACKET

August 21, 2017



Our Vision:

Champion Learning –

Develop, Educate, and Inspire!

BOARD MEETING AGENDA

- A. ROLL CALL
- B. MEETING MINUTES: 8/21/2017
- C. APPROVAL OF AGENDA
- D. SCHOOL PRESENTATIONS
- E. SUPERINTENDENT UPDATE
 - 1. Community Ed Director
- F. STUDENT REPRESENTATIVES UPDATE
- G. **PUBLIC PARTICIPATION:** *Persons who wish to address the Board may complete a Public Comment Card to be presented to the Board president at the beginning of the meeting. Each speaker is allotted a maximum of 5 minutes unless otherwise notified. Each speaker will be asked to announce his/her name and indicate if he/she represents any organization or agency. No person may speak more than once on the same subject during a single meeting. For further details see our policy on Public Participation at Board Meetings.*
- H. **CONSENT ITEMS**
 - 1. Personnel – New Hires
 - 2. Receive June 2017 Budget Report
- I. **ACTION ITEMS - none**
- J. **DISCUSSION ITEMS**
 - 1. Year-End Financial Results
 - 2. Facility Committee Update
- K. **PUBLIC PARTICIPATION:** *See Policy 0167.3*
- L. **BOARD COMMENTS**
- M. **INFORMATION ITEMS**
- N. **CLOSED SESSION – none**

CALENDAR

- *Monday, September 4 – Labor Day
- *Tuesday, September 5 – First Day of School (half day)
- *Thursday, September 7
Facility Committee (Copeland)
- *Monday, September 11 – 7:00pm
Board Meeting (Creekside)
- *Monday, September 25 – 7:00pm
Board Meeting (Creekside)
- *Thursday, September 28
Facility Committee (Copeland)

**BOARD NOTES
AUGUST 21, 2017**

A. ROLL CALL

B. MEETING MINUTES (8/9/2017)

C. APPROVAL OF AGENDA

1. Approval of Agenda. Board policy provides that the Superintendent of Schools shall prepare an agenda for all Board meetings as directed by the President of the Board of Education.

* An appropriate motion might be, "I move that the agenda be approved as presented/amended."

D. SCHOOL PRESENTATIONS – none

E. SUPERINTENDENT UPDATE

1. Community Education Director

F. STUDENT REPRESENTATIVES UPDATE

- G. PUBLIC PARTICIPATION:** *Persons who wish to address the Board may complete a Public Comment Card to be presented to the Board president at the beginning of the meeting. Each speaker is allotted a maximum of 5 minutes unless otherwise notified. Each speaker will be asked to announce his/her name and indicate if he/she represents any organization or agency. No person may speak more than once on the same subject during a single meeting. For further details see our policy on Public Participation at Board Meetings.*

H. CONSENT ITEMS

1. Personnel – New Hires. Your packet contains resumes and letters of recommendation from principals Katie See, Tammy Reich, Jami Bronson, and Kit Moran for open positions at Wylie, Creekside, Mill Creek, and Dexter High School.

* An appropriate motion might be, "I move that the Board of Education offer probationary teaching contracts for the 2017-18 school year to Anthony Koch (music teacher – Wylie), Eileen McCallum (teacher – Creekside), Trina Gale (counselor – Mill Creek), Laura Saulles (ELA teacher – Mill Creek), Shannon Beach (family and consumer science teacher – DHS), Emily Stalmack (special education teacher – DHS) and Wilbur Tong (science teacher – DHS)."

2. Receive June 2017 Budget Report. Your packet contains financial information for the month of June, 2017.

* An appropriate motion might be, "I move that the Board of Education receive the June 2017 Budget Report."

I. ACTION ITEMS – none

BOARD NOTES
AUGUST 21, 2017

J. DISCUSSION ITEMS

1. Year-End Financial Results. Your packet contains the 2016-17 year-end financial results, as well as a memo from Chief Financial Officer Sharon Raschke. This item is presented for discussion only this evening.
2. Facility Committee Update. A representative from Granger Construction will update the Board on the committee's work.

K. PUBLIC PARTICIPATION: *See Policy 0167.3 for details.*

L. BOARD COMMENTS

M. INFORMATION ITEMS – none

N. CLOSED SESSION – none

**DEXTER COMMUNITY SCHOOLS BOARD OF EDUCATION
MEETING MINUTES – AUGUST 9, 2017**

A. ROLL CALL

Members Present: Ron Darr, Dick Lundy, Rob Mitzel, Michael Wendorf, student representative Hollie Pastorino

Members Absent: Daryl Kipke, Barbara Read, Julie Schumaker, student representative Erin Evans

Administrative & Supervisory Staff: Barb Santo, Chris Timmis, Hope Vestergaard

D.E.A.: none

D.E.S.P.A.: none

Transportation: none

Press: Doug Marrin, We Love Dexter

Guests: none

The meeting was called to order at approximately 7:04pm by Board President Michael Wendorf.

B. MEETING MINUTES – 7/24/2017

Rob Mitzel made a motion to approve the meeting minutes from 7/24/2017.

Dick Lundy supported the motion. **Motion Carried (unanimous).**

C. APPROVAL OF AGENDA

Board policy provides that the Superintendent of Schools shall prepare an agenda for all meetings as directed by the President of the Board of Education.

Dick Lundy made a motion to approve the agenda as amended. Ron Darr supported the motion. **Motion Carried (unanimous).**

D. SCHOOL PRESENTATIONS

1. Kristi Shaffer shared with the Board her personal experiences with the Assessment Literacy program at the high school.

E. SUPERINTENDENT UPDATE

Superintendent Chris Timmis updated the Board on several items:

1. The August 8th bond proposal passed by 68%.
2. The district is moving quickly to get bond projects moving. Initially, we are thinking there are three packages the district will focus on first:
 - a. The new elementary school – currently gathering interior design feedback from K-2 staff.
 - b. New turf field at DHS.
 - c. Relocation of existing fields.
3. The district is thinking of ways to thank the citizens who worked hard to ensure the bond proposal passed.
4. During the annual draining and refilling of the pool, a pipe burst and the new water is too mineral-rich so re-opening is delayed while the water is filtered.
5. David Teddy has been named interim director of Community Education.
6. Hiring of teachers and support staff for fall is ongoing

**DEXTER COMMUNITY SCHOOLS BOARD OF EDUCATION
MEETING MINUTES – AUGUST 9, 2017**

F. STUDENT REPRESENTATIVES UPDATE

1. Hollie Pastorino noted that high school fall sports practices have begun. She is hearing very positive remarks about the football program and new coach. Erin Evans asked Hollie to share her concerns about the number of trees that will be affected by the relocation of athletic fields.

G. PUBLIC PARTICIPATION – none

H. CONSENT ITEMS – none

I. ACTION ITEMS

1. Dexter District Library Board of Trustees Appointment. Rob Mitzel made a motion that the Board reappoint teacher Cassy Korinek to represent the district on the Dexter District Library Board of Trustees for the term running October 2017 through September 2021. Dick Lundy supported the motion. **Motion Carried (unanimous).**
2. Resolution Authorizing Agreement with Construction Manager. Dick Lundy made a motion that the Board of Education approve the attached resolution authorizing the Superintendent to enter into negotiations with Granger Construction for the 2017 Bond projects. Ron Darr supported the motion. **Motion Carried (unanimous).**
3. Geotechnical & Materials Testing Contract Recommendation. Dick Lundy made a motion that the Board of Education award the Professional Services Agreement to provide Geotechnical & Materials Testing to G2 Consulting as shown in the attached Bid Recommendation Letter dated August 3, 2017. Ron Darr supported the motion. **Motion Carried (unanimous).**
4. Surveying Contract Recommendation. Dick Lundy made a motion that the Board of Education award the professional Services Agreement to provide Surveying services to Arbor Land Consultants as shown in the attached Bid Recommendation Letter dated August 3, 2017. Rob Mitzel supported the motion. **Motion Carried (unanimous).**

J. DISCUSSION ITEMS – none

K. PUBLIC PARTICIPATION – none

L. BOARD COMMENTS

1. Dick Lundy offered his thanks to the community for their support of the bond proposal.

M. INFORMATION ITEMS

1. Finance Committee Minutes (Draft) – 7/31/2017


N. CLOSED SESSION – none

**DEXTER COMMUNITY SCHOOLS BOARD OF EDUCATION
MEETING MINUTES – AUGUST 9, 2017**

Rob Mitzel made a motion to adjourn the meeting at approximately 7:59pm. Dick Lundy supported the motion. **Motion Carried (unanimous).**

MINUTES/hlv

Ron Darr, Secretary
Board of Education



Wylie Elementary School
3060 Kensington, Dexter, Michigan 48130
Katie See, Principal
734-424-4140
seek@dexterschools.org


To: Dexter Board of Education
From: Katie See
Subject: Music Teacher Recommendation
Date: August 16, 2017

As a result of our most recent interview process, we would like to recommend Anthony Koch for the music teaching position at Wylie. Anthony received his bachelor's degree in Vocal Music Education from Wayne State University. He has student teaching experience in general music at the elementary level as well as conducting choir, band and orchestra at the middle school level. Anthony also led classroom guitar to fourth and fifth grade students and is interested in starting a ukulele club at Wylie.

Our interview committee was comprised of: Robin Radcliff, Rachel Wilson, Liz Berghorst, Angela Anderson, Lisa Suomala, Val Eninsche and Wylie third grade students. We highly recommend Anthony and feel confident that he will make a difference in the lives of Dexter students for years to come.

Thank you,

Katie See
Principal



Creekside Intermediate School

2615 Baker Road, Dexter, Michigan 48130

Tammy Reich, Principal

(734) 424-4160 (734) 424-4169 Fax

reicht@dexterschools.org

August 18, 2017

Dear Dr. Timmis and School Board:

Creekside Intermediate School would like to recommend Eileen M. McCallum for the open sixth grade teaching position at Creekside. The interview team conducted interviews with many highly-qualified candidates. Eileen clearly stood out among the candidates. She comes to us with 21 years of experience from neighboring school districts and has demonstrated leadership in numerous areas including school improvement as well as strategic planning.

We are very excited to have Eileen join the Creekside Crew!

Sincerely,

Tammy Reich

Principal, Creekside Intermediate School

2615 Baker Road, Dexter, Michigan 48130

Tammy Reich, Principal

(734) 424-4160 (734) 424-4169 Fax

reicht@dexterschools.org

“Tell me and I forget. Teach me and I remember. Involve me and I learn.”
-Benjamin Franklin

Eileen M. McCallum (contact info redacted)

Objective

To obtain a teaching position at Dexter Community Schools

Education

Master in the Art of Teaching, Marygrove College 2003

Bachelor of Science in Elementary Education, Eastern Michigan University 1997

Minors: Elementary Science, Social Science, and Health

Certifications

Michigan Professional Education Certificate Elementary K-5 All Subjects (K-8 Self-Contained)

Evaluation Status: 2015

Highly Effective 2014/2015, 2015/2016, &
2016/2017

Experience

2nd grade teacher at Tecumseh Public Schools 9/13 to present

- Currently a second grade teacher in a general educational setting
- 15 year experience teaching second grade
- At risk, special education, and gifted & talented students in my classroom
- Exceptional parent-teacher communication through class website and blog
- Create lessons for math, reading, science, and social studies that integrates technology
- Leader in Me facilitator
- I use several assessments to guide my instruction such as; Fountas & Pinnell, DIBELS, Data Director, NWEA, as well as several online assessments
- Confer, reflect, and set goals with parents and students about student progress, attitudes, and motivation via conferences

1st, 2nd, & 3rd grade teacher at Ypsilanti Public Schools 1997 to 6/2013

- Instructed students in a general education setting
- Taught students with various educational certifications such as; AI, EI, ESL, CI, and SLI
- Participated in data teams, analyzing, data for student growth, and designed individual data notebooks
- Designed and implemented individualized instruction based on student data
- Developed highly-effective classroom management systems
- Promoted parent-teacher relations through school family nights
- Participated in after school tutoring program – vocabulary, math, & reading teacher

Eileen M. McCallum

Professional Contributions

- ◆ Participated in Instructional Consultation Team (ICT) Developed individualized behavior plans & targeted learning disabilities
- ◆ Member of School Improvement Team (SIT) Worked on team to improve school climate and developed mission/vision statements
- ◆ Participated in Critical Friends Groups (CFG)
- ◆ Data team member – analyzed school data and worked with teachers to improve their reading and math scores one grade level minimum
- ◆ Member of Tecumseh Public Schools District Strategic Planning Committee #8
- ◆ Leader in Me facilitator of parent support
- ◆ Created many math and reading online assessments on Data Director
- ◆ Awarded a Donorschoose.org project grant for classroom materials (2013)
- ◆ Awarded two county Foundation Grants for classroom technology (2013& 2014)
- ◆ MLPP training
- ◆ LETRS training
- ◆ Reading First training
- ◆ Fountas & Pinnell training
- ◆ Sitton Spelling experience
- ◆ Michigan 826 volunteer participate
- ◆ EMU student teaching mentor (6 student teachers)
- ◆ Differentiated instruction training and experience
- ◆ Proficient in Powerschool, Enoboard, Mimeo, Word, Excel, online lesson planning, creating web pages, classroom blogs, and continuing education in various fields of technology
- ◆ Daily 5 training
- ◆ Everyday Math training and experience
- ◆ Pearson Success EnVision math training
- ◆ Battle Creek Science training
- ◆ Data Director Assessment training
- ◆ Lucy Calkins Writing training and experience
- ◆ Write Steps training
- ◆ Google Apps for teaching training
- ◆ Spelling bee coordinator and tutor
- ◆ MEAP tutor
- ◆ Project Based Learning
- ◆ NWEA training and experience
- ◆ Direct Interactive Instruction
- ◆ STEAM training and experience
- ◆ Buzz Customized Learning training
- ◆ New teacher mentor

Anthony Koch

(contact info redacted)

Online Portfolio: <http://anthonykochmusiced.wixsite.com/anthony>

Skills

Music Education - Curriculum Development - Elementary Education - Secondary Education - Teaching - Voice - Piano - Guitar
- Cultural Awareness - Time Management - STEM Education - PDP

September 2013- April 2017

Wayne State University, Detroit, MI - Vocal Music Education

Bachelor's degree in Vocal Music Education - GPA 3.9

- Valid State of Michigan Teaching Certificate.
- Conducted choir, band, and orchestra.
- Performed in Wayne State Concert Chorale - three years.
- Sang baritone with the WSU Men's Glee Club - three years.
- Played in Wayne State classical guitar studio recitals.

Experience

September 2016-May 2017

Schwarzkoﬀ Elementary - Sterling Heights, MI - *Practicum*

Fordson High and Lowrey Middle School, Dearborn, MI - *Student Teacher*

- Taught general music.
- Directed male and female high school choral ensembles.
- Conducted middle school choir.
- Co-taught sixth grade beginning band.
- Led classroom guitar for 4th and 5th grade.

June 2015 - August 2016

Blue Lake Fine Arts Camp, Twin Lakes, MI - *Unit Counselor and Cabin Counselor*

- Assisted in the leadership of 66 youth from six cabins.
- Promoted creativity and individuality.
- Taught daily campfire guitar minor classes for two summers.

December 2015 - April 2016

Wayne State University, Detroit, MI - *Education Department Research Assistant*

- Compared Music Education certification programs in major US colleges for the WSU Education Department.

June 2008-July 2008

The Roeper School, Birmingham, MI - *Counselor in Training*

- After 4 years as a camper, I had the wonderful opportunity to be a Counselor in Training. Roeper Camp is dedicated to giving each child a place to feel secure, gain self-confidence and expand experiences.

Awards

- Performance Scholarship - Guitar (2014)
- Langsford Men's Glee Club Scholarship (2015)
- Vocal Music Educator Scholarship (2016)



Mill Creek Middle School
7305 Dexter Ann Arbor Rd
Dexter, Michigan 48130
734-424-4150
734-424-4159 fax

Jami Bronson
Principal
bronsonj@dexterschools.org

Brett Pedersen
Assistant Principal
pedersenb@dexterschools.org

To: Dexter Board of Education
From: Jami Bronson
Subject: Counselor Hire Recommendation
Date: August 15, 2017

As a result of our most recent interview process we would like to recommend Trina Gale for our Mill Creek counselor position. Trina graduated from Spring Arbor with a master's degree in counseling. She has previously served as a counselor for the past four years in Milan.

She comes highly recommended and rose to the top in an extremely competitive field of candidates. We are pleased to recommend her for our position.

Interview committee: Jami Bronson, Lisa Burgess, Leanne Engle, Rob Grams, Marianne Mutschler, Brett Pedersen, Macy Selecman, David Sinopoli, and 8 student advisors.

Trina L. Gale, MA, LPC, NCC
(contact info redacted)

-----**Professional Experience**-----

Milan Area Schools

Paddock & Symons Elementary School Counselor

July 2011-Present

I provide group, individual and crisis counseling for students Kindergarten through 5th grade. Often parents and staff will also seek me out for advice. I go into the classrooms and give guidance lessons and I work with the teachers, teacher consultants and their students regarding various matters. I also work closely with the Resource Officer and the Social Worker regarding family situations. I have helped create behavior plans and interventions for some students. I take part in Parent/Teacher conferences. Sometimes, I have had to discipline a student. Frequently I give tours to new families. I am part of the Student Intervention Team, which is the school's RtI process. I am the Building 504 coordinator and testing coordinator, setting up and proctoring NWEA and MEAP tests, M-Step 2011-2016 school years.. I am the Homeless Liaison at both schools. I coordinate the hygiene program for all 4th grade students and the 2nd grade tour to Symons. I use Powerschool and Google Docs on a daily basis. I am familiar with Microsoft Word, Excel, Open Office and use them when needed.

Adult Education

February 2009- June 2014

Academic Advisor

Audited student transcripts and scheduled students for appropriate classes. Entered the students transcripts in Sturec. Worked closely with students and teachers to make sure students were on track to graduate. I helped students complete college applications, apply for dual enrollment and apply for FASFA. I called parents to inform of their child is progression. I helped the administrator manage the students and sometimes I had to provide discipline. I also provided individual counseling.

Milan Area Schools

February 2002-June 2011

Middle School Secretary

I took care of pupil accounting, which included daily student attendance, attendance letters to parents, calls to the truancy officers and reports to the Superintendent, and the State of Michigan. I tracked the immunizations for all of the students to make sure they were up to date and reported this to the Washtenaw County Health Department. I reported illnesses every week to the Health Department. I helped students, parents, teachers and principals in various ways. I ordered supplies and took inventory. I gave tours to new students and helped with 8th grade Recognition Night. I worked with Powerschool and Microsoft Office on a daily basis.



Mill Creek Middle School
7305 Dexter Ann Arbor Rd
Dexter, Michigan 48130
734-424-4150
734-424-4159 fax

Jami Bronson
Principal
bronsonj@dexterschools.org

Brett Pedersen
Assistant Principal
pedersenb@dexterschools.org

To: Dexter Board of Education
From: Jami Bronson
Subject: ELA Hire Recommendation
Date: August 15, 2017

As a result of our most recent interview process we would like to recommend Laura Saulles for our Mill Creek ELA position. Laura earned a Master's degree in English from SUNY New Paltz and Master's degree in Educational Studies from the University of Michigan. While at U of M she participated in the secondary MAC program including a year-long student teaching experience at Saline Middle School.

She comes highly recommended and rose to the top in an extremely competitive field of candidates. We are pleased to recommend her for our position.

Interview committee: Jami Bronson, Leanne Engle, Todd Fry, Rob Grams, Chris Hoelscher, , Brett Pedersen, Marianne Mutschler, Richard Schlanderer, Macy Selecman, David Sinopoli, Brooke Spencer, and 8 student advisors.

Laura Saulles

(contact info redacted)

View my ePortfolio: <https://sites.google.com/view/laurasaullesteachingportfolio/home>

OBJECTIVE

I want to become a language arts teacher who sparks a desire in students to explore their passions and develop skills that matter to them. I want my students to explore topics that interest them, get lost in books that captivate them, and challenge themselves to write things they never thought they could. I hope to use my experience reading and writing in the real world to help students see that what they are learning has authentic applications, and that they don't have to wait until they are older to start exploring them.

TEACHING CERTIFICATION

Michigan Provisional Secondary Certificate 6-12 (English)

June 2017

EDUCATION

University of Michigan School of Education

Expected conferral date:

Master of Arts in Educational Studies with Secondary Teacher Certification

August 2017

- Completed coursework in educational psychology, English teaching methods, teaching with technology, educational research, literacy, social-emotional learning, differentiation, exceptionalities, and more
- Engaged in extensive reflection on own teaching practice under the guidance of field instructors, professors, and mentor teachers
- Took advantage of professional development opportunities in areas such as teaching LGBTQ+ students, disability inclusion, technology in education, and fostering respectful relationships with students

State University of New York at New Paltz

Graduation date:

Master of Arts in English

December 2013

- Pursued studies in diverse and multicultural genres of literature by taking classes such as Holocaust literature, autobiography, and postcolonial literature, in addition to studying more canonical authors
- Further developed my understanding of language by taking courses in the development of the English language and by reading texts in Middle English

University of California San Diego Extension

Graduation date:

Certificate in Copyediting

March 2012

State University of New York at New Paltz

Graduation date:

Bachelor of Arts in English with a Minor in Linguistics

December 2010

TEACHING EXPERIENCE

Saline Middle School

Saline, MI

Teaching Intern

September 2016-June 2017

- Work with four sections of seventh grade ELA students in a “next gen,” standards-based grading classroom
- Incorporate technology into teaching in order to foster future-readiness
- Plan and implement lessons that focus on authentic applications of language arts skills
- Run whole-group lessons, small-group lessons, and individual conferences as part of a differentiated reading and writing workshop model
- Emphasize the importance of revision, collaboration, and research
- Collaborate with other teachers, including special education teachers, to best meet the needs of students

Scarlett Middle School Summer Learning Institute

Ann Arbor, MI

Teaching Intern

July 2016

- Implemented Reading Apprenticeship techniques with incoming seventh graders who needed additional support with language arts
- Planned and implemented small-group lessons aimed at improving students' annotation and critical thinking skills

PESG and EDUStaff

Washtenaw County, MI

Substitute Teacher

November 2015 - June 2016

- Substitute taught for high school and middle school teachers around Washtenaw County, primarily in English classes
- Focused on gaining diverse experience by working with students in all secondary grade levels and in a variety of districts

Ulster Literacy Association

Kingston, NY

Volunteer Tutor

December 2010 - November 2014

- Worked one-on-one with a high-level English language learner, teaching advanced English language proficiency and grammar
- Provided lessons that consistently improved my student's test scores over the course of several years
- Helped my student pass her US naturalization exam and improve her ability to communicate with her colleagues and her children's teachers
- Earned certification in literacy tutoring from ProLiteracy Worldwide

PROFESSIONAL WRITING EXPERIENCE

Freelance Writing

Michigan & New York

November 2014- May 2016

- Wrote in-depth how-to articles on a wide variety of topics for a major website
- Provided freelance biography and report writing services to Total Trial Solutions
- Wrote journalistic articles for *The Ann Arbor Observer*

Ignite XDS

Brighton, MI

Copywriter

February 2015 - September 2015

- Created web content to communicate clients' unique brand stories
- Wrote SEO-optimized content to improve website visibility
- Worked with customers to understand their business goals and challenges, and to create websites that met their specific needs

Total Trial Solutions

Kingston, NY


Biographer /Focus Group Moderator

February 2013 - November 2014

- Interviewed law firm clients and witnesses of all ages and backgrounds
- Wrote biographies on the lives of clients, highlighting the isolation and loss of mobility experienced as the result of an injury
- Moderated focus groups for legal cases, maintaining an objective and unbiased presentation style in front of a group of mock jurors
- Edited colleagues' work for grammar, content, and style

SKILLS AND ACCOMPLISHMENTS

- Published in *A Slant of Light* anthology, winner of the 2013 USA Best Book Award
- Familiar with several style guides, including MLA, Chicago, and APA
- Member of Sigma Tau Delta (English Honor Society)
- Proficient in Spanish and Finnish languages



DEXTER HIGH SCHOOL
2200 N. PARKER RD.
Dexter, MI 48130
(734) 424-4240
email: moranw@dexterschools.org
email: wallsk@dexterschools.org
email: koenigk@dexterschools.org

William Moran
Principal
Karen Walls
Assistant Principal
Ken Koenig
Assistant Principal

August 17, 2017

Dear Mr. Wendorf:

A committee of staff from Dexter High School interviewed several candidates for the 1.00 Family and Consumer Science position. By unanimous consent the committee chose Ms. Shannon Beach as the new Family and Consumer Science teacher. I have checked her references and support their decision. Ms. Beach has been contacted and looks forward to being a part of Dexter High School.

Professionally yours,

A handwritten signature in black ink, appearing to be "W. Moran", followed by a long horizontal line extending to the right.

William C. Moran
Principal
Dexter High School

Shannon M. Beach
(contact info redacted)

Objective

To provide a safe and motivating environment to learn, while working collaboratively and cooperatively with students, faculty, and administration, while implementing best practices in teaching designed to foster student academic success.

Education

Madonna University Teacher Certification Program

Livonia, Michigan May 2012

Madonna University College of Education

Teacher Certification Program with Endorsements in:

- State of Michigan Provisional Secondary Teaching Certificate
Major: Family & Consumer Science (KH)
Vocational (VH)
Minor: English (BA)

Bachelor of Science May 1999

Madonna University, Livonia, Michigan

- **Major:** Child Development
- **Minor:** Psychology

Professional Experience

Substitute Teacher, PESG

Sept. 2015 – Present

- Building Substitute at Rawsonville Elementary, Van Buren Public Schools (Oct. 2016-June 2017)
- Long-Term Family & Consumer Sciences Teacher at Woodhaven High School, Woodhaven-Brownstown School District (Feb. 2016-April 2016)

Family & Consumer Sciences Teacher, Wayne Memorial High School, Wayne-Westland Community School District

Nov. 2013 – Aug. 2014

- Taught: Culinary Skills; Food & Nutrition & Advanced Foods

Student Teaching, Central Middle School, Plymouth, MI

Jan. 2012 – April 2012

- 6th & 7th Grade Family & Consumer Science Classroom
- Developed and implemented lesson plans from the state and national standards and benchmarks
- Developed and implemented formative and summative assessments
- Administered tests to students
- Managed daily classroom routines (attendance, graded assignments, entered grades using Zangle, created student progress reports, clerical/prep responsibilities)
- Supervised students working school store and AM/PM Pride (homeroom)
- Attended and participated in staff meetings and professional development seminars

Pre-Student Teaching, Central Middle School, Plymouth, MI

Oct. 2011 – Nov. 2011

- 6th & 7th Grade Family & Consumer Science Classroom
- Developed and implemented lesson plans using formative and summative assessments
- Administered tests to students
- Managed daily classroom routines (attendance, enter grades using Zangle)
- Supervised students working the school store

Tutoring Lab, Frost Middle School, Livonia, MI

Feb. 2011 – April 2011

- Developed and implemented lesson plans using differentiated instruction based on the student's needs
- Performed systematic reflections after each tutoring session to organize and improve teaching
- Created a pamphlet of reading skills and strategies for tutee
- Created an E-Portfolio (website) of literacy strategies for learning in content areas

Pre-Student Teaching, Haggerty Elementary, Van Buren Twp., MI

Oct. 2006 – Nov. 2006

- 5th grade Classroom
- Assisted cooperating teacher during lessons
- Administered tests to students
- Managed daily classroom routines (attendance, entered grades, clerical responsibilities)
- Created bulletin boards

**Pre-Student Teaching, Huron High School, Ann Arbor, MI
Feb. 2006 - June 2006**

(Over 80 Hours)

- 9th – 12th grade Family & Consumer Science classroom
- Assisted cooperating teacher during lessons
- Administered tests to students
- Managed daily classroom routines (attendance, entered grades, clerical responsibilities)
- Created bulletin boards

Substitute Teacher, Redford Union School District Feb. 2000 - 2003

- All grades and all classes
- Supervised and managed students using appropriate classroom management strategies
- Communicated with staff members

Substitute Teacher, Van Buren School District 2002

- All grades and all classes
- Supervised and managed students using appropriate classroom management strategies
- Communicated with staff members

Related Work Experience

**Bright Horizons, Compuware Child Development Center
Sept. 1999 - Feb. 2000**

- Assistant Teacher
- Infant Caregiver

Senior Practicum, Crestwood Head Start Jan. 1999 – April 1999

- Developed & implemented developmentally appropriate lesson plans
- Observed and participated during several student home visits
- Attended staff meetings and teacher workshops
- Worked with students from a variety of ethnic and diverse backgrounds

Curriculum Practicum, St. Mary's Day Care Feb. 1997 – March 1997

- Developed and implemented developmentally appropriate lesson plans
- Performed a case study on a particular child, which included various assessments



Board Monthly Financial Report

Fiscal Year to Date 06/30/17

Sub Function Code	Amended Budget	Current Month Actual	Actual FYTD	Encumbrances	Budget - Actual	Prior Year FYTD	% Rec'd/Spent
Fund(COA) 11 - General Fund							
Account Type Revenue							
Function Code R100 - Local Sources - 100							
	5,168,063.00	146,209.46	5,157,300.61	.00	10,762.39	4,748,981.68	100
Function Code R100 - Local Sources - 100 Totals	\$5,168,063.00	\$146,209.46	\$5,157,300.61	\$0.00	\$10,762.39	\$4,748,981.68	100 %
Function Code R200 - Non-Education Sources - 200							
	3,671.00	(1,642.13)	5,242.00	.00	(1,571.00)	5,032.00	143
Function Code R200 - Non-Education Sources - 200 Totals	\$3,671.00	(\$1,642.13)	\$5,242.00	\$0.00	(\$1,571.00)	\$5,032.00	143 %
Function Code R300 - State Sources - 300							
	28,262,647.00	7,840,074.75	28,505,545.47	.00	(242,898.47)	27,725,132.31	101
Function Code R300 - State Sources - 300 Totals	\$28,262,647.00	\$7,840,074.75	\$28,505,545.47	\$0.00	(\$242,898.47)	\$27,725,132.31	101 %
Function Code R400 - Federal Sources - 400							
	870,939.00	865,693.00	867,483.89	.00	3,455.11	866,265.11	100
Function Code R400 - Federal Sources - 400 Totals	\$870,939.00	\$865,693.00	\$867,483.89	\$0.00	\$3,455.11	\$866,265.11	100 %
Function Code R500 - ISD / Other Sources - 500							
	4,374,518.00	809,056.35	4,321,828.82	.00	52,689.18	2,896,284.57	99
Function Code R500 - ISD / Other Sources - 500 Totals	\$4,374,518.00	\$809,056.35	\$4,321,828.82	\$0.00	\$52,689.18	\$2,896,284.57	99 %
Function Code R600 - In from other Funds - 600							
	227,069.00	(9,130.77)	178,153.90	.00	48,915.10	225,775.29	78
Function Code R600 - In from other Funds - 600 Totals	\$227,069.00	(\$9,130.77)	\$178,153.90	\$0.00	\$48,915.10	\$225,775.29	78 %
Account Type Revenue Totals							
	\$38,906,907.00	\$9,650,260.66	\$39,035,554.69	\$0.00	(\$128,647.69)	\$36,467,470.96	100 %
Account Type Expense							
Function Code 100 - Instruction							
Sub Function Code 110 - Basic Functions - 110	19,240,896.00	4,007,342.12	19,172,035.10	.00	68,860.90	17,794,536.54	100
Sub Function Code 120 - Added Needs - 120	3,804,257.00	940,582.61	3,882,529.39	.00	(78,272.39)	3,568,990.00	102
Function Code 100 - Instruction Totals	\$23,045,153.00	\$4,947,924.73	\$23,054,564.49	\$0.00	(\$9,411.49)	\$21,363,526.54	100 %
Function Code 200 - Supporting Services							
Sub Function Code 210 - Support Services-Pupil - 210	4,046,614.00	762,105.29	3,920,850.61	.00	125,763.39	3,850,969.63	97
Sub Function Code 220 - Support Services-Instructional - 220	2,020,131.00	289,944.30	2,007,699.03	.00	12,431.97	1,904,171.47	99
Sub Function Code 230 - Support Services-Administration - 230	702,219.00	80,442.57	632,186.80	.00	70,032.20	619,087.69	90
Sub Function Code 240 - Support Services-School Admin - 240	2,262,245.00	255,510.46	2,234,983.46	.00	27,261.54	2,107,740.74	99
Sub Function Code 250 - Support Services-Business - 250	659,161.00	57,486.11	605,446.57	.00	53,714.43	625,096.82	92
Sub Function Code 260 - Operations and Maintenance - 260	3,561,547.00	424,602.34	3,511,323.50	.00	50,223.50	3,449,960.07	99
Sub Function Code 270 - Pupil Transportation - 270	1,544,615.00	182,124.49	1,513,225.83	.00	31,389.17	1,449,888.51	98
Sub Function Code 280 - Support Services-Central - 280	274,758.00	29,069.58	275,148.49	.00	(390.49)	188,925.01	100
Function Code 200 - Supporting Services Totals	\$15,071,290.00	\$2,081,285.14	\$14,700,864.29	\$0.00	\$370,425.71	\$14,195,839.94	98 %
Function Code 300 - Community Services							
Sub Function Code 320 - Community Recreation - 320	325,744.00	29,114.69	315,651.16	.00	10,092.84	.00	97
Sub Function Code 330 - Community Activities - 330	2,791.00	290.66	2,048.55	.00	742.45	1,879.81	73
Sub Function Code 350 - Care of Children - 350	.00	.00	.00	.00	.00	.00	+++
Sub Function Code 370 - Non Public School Pupils - 370	2,809.00	.00	.00	.00	2,809.00	1,050.00	0
Sub Function Code 390 - Other Community Services - 390	.00	.00	.00	.00	.00	.00	+++
Function Code 300 - Community Services Totals	\$331,344.00	\$29,405.35	\$317,699.71	\$0.00	\$13,644.29	\$2,929.81	96 %
Function Code 400 - Government Agencies & Prior Period							
Sub Function Code 400 - Other Government Agencies - 400	.00	99,204.71	99,204.71	.00	(99,204.71)	.00	+++
Function Code 400 - Government Agencies & Prior Period Totals	\$0.00	\$99,204.71	\$99,204.71	\$0.00	(\$99,204.71)	\$0.00	+++
Function Code 500-600 - Other Financing Uses							
Sub Function Code 600 - Fund Modifications - 600	594,141.00	86,774.45	486,774.45	.00	107,366.55	886,523.92	82



Board Monthly Financial Report

Fiscal Year to Date 06/30/17

Sub Function Code	Amended Budget	Current Month Actual	Actual FYTD	Encumbrances	Budget - Actual	Prior Year FYTD	% Rec'd/Spent
Function Code 500-600 - Other Financing Uses Totals	\$594,141.00	\$86,774.45	\$486,774.45	\$0.00	\$107,366.55	\$886,523.92	82 %
Account Type Expense Totals	\$39,041,928.00	\$7,244,594.38	\$38,659,107.65	\$0.00	\$382,820.35	\$36,448,820.21	99 %
Fund(COA) 11 - General Fund Totals	(\$135,021.00)	\$2,405,666.28	\$376,447.04	\$0.00	(\$511,468.04)	\$18,650.75	-279 %



Board Monthly Financial Report

Fiscal Year to Date 06/30/17

Sub Function Code	Amended Budget	Current Month Actual	Actual FYTD	Encumbrances	Budget - Actual	Prior Year FYTD	% Rec'd/Spent
Fund(COA) 23 - Community Service Fund							
Account Type Revenue							
Function Code R100 - Local Sources - 100							
	2,029,980.00	45,645.66	1,989,484.16	.00	40,495.84	2,130,557.27	98
Function Code R100 - Local Sources - 100 Totals	\$2,029,980.00	\$45,645.66	\$1,989,484.16	\$0.00	\$40,495.84	\$2,130,557.27	98 %
Function Code R300 - State Sources - 300							
	37,084.00	11,574.86	26,841.25	.00	10,242.75	33,583.75	72
Function Code R300 - State Sources - 300 Totals	\$37,084.00	\$11,574.86	\$26,841.25	\$0.00	\$10,242.75	\$33,583.75	72 %
Function Code R400 - Federal Sources - 400							
	125,000.00	53,102.05	136,130.71	.00	(11,130.71)	115,850.41	109
Function Code R400 - Federal Sources - 400 Totals	\$125,000.00	\$53,102.05	\$136,130.71	\$0.00	(\$11,130.71)	\$115,850.41	109 %
Function Code R500 - ISD / Other Sources - 500							
	.00	.00	.00	.00	.00	.00	+++
Function Code R500 - ISD / Other Sources - 500 Totals	\$0.00	\$0.00	\$0.00	\$0.00	\$0.00	\$0.00	+++
Function Code R600 - In from other Funds - 600							
	594,141.00	86,774.45	486,774.45	.00	107,366.55	886,523.92	82
Function Code R600 - In from other Funds - 600 Totals	\$594,141.00	\$86,774.45	\$486,774.45	\$0.00	\$107,366.55	\$886,523.92	82 %
Account Type Revenue Totals	\$2,786,205.00	\$197,097.02	\$2,639,230.57	\$0.00	\$146,974.43	\$3,166,515.35	95 %
Account Type Expense							
Function Code 100 - Instruction							
Sub Function Code 110 - Basic Functions - 110	149,793.00	15,456.41	152,902.11	.00	(3,109.11)	169,541.05	102
Function Code 100 - Instruction Totals	\$149,793.00	\$15,456.41	\$152,902.11	\$0.00	(\$3,109.11)	\$169,541.05	102 %
Function Code 200 - Supporting Services							
Sub Function Code 220 - Support Services-Instructional - 220	7,079.00	(502.20)	.00	.00	7,079.00	5,015.82	0
Sub Function Code 250 - Support Services-Business - 250	.00	.00	.00	.00	.00	.00	+++
Sub Function Code 260 - Operations and Maintenance - 260	92,491.00	8,066.00	74,567.20	.00	17,923.80	181,501.39	81
Sub Function Code 270 - Pupil Transportation - 270	80,000.00	37,228.07	88,471.54	.00	(8,471.54)	75,835.06	111
Sub Function Code 290 - Support Services-Other - 290	662,431.00	64,831.86	712,041.97	.00	(49,610.97)	810,565.89	107
Function Code 200 - Supporting Services Totals	\$842,001.00	\$109,623.73	\$875,080.71	\$0.00	(\$33,079.71)	\$1,072,918.16	104 %
Function Code 300 - Community Services							
Sub Function Code 310 - Community Services Direction - 310	273,650.00	18,448.43	266,585.41	.00	7,064.59	276,409.42	97
Sub Function Code 320 - Community Recreation - 320	448,445.00	32,418.44	369,131.15	.00	79,313.85	397,460.32	82
Sub Function Code 350 - Care of Children - 350	855,967.00	78,685.03	819,106.14	.00	36,860.86	1,068,209.67	96
Sub Function Code 390 - Other Community Services - 390	126,646.00	49,995.32	136,130.71	.00	(9,484.71)	116,961.99	107
Function Code 300 - Community Services Totals	\$1,704,708.00	\$179,547.22	\$1,590,953.41	\$0.00	\$113,754.59	\$1,859,041.40	93 %
Function Code 500-600 - Other Financing Uses							
Sub Function Code 600 - Fund Modifications - 600	89,703.00	7,304.97	82,731.34	.00	6,971.66	98,948.74	92
Function Code 500-600 - Other Financing Uses Totals	\$89,703.00	\$7,304.97	\$82,731.34	\$0.00	\$6,971.66	\$98,948.74	92 %
Account Type Expense Totals	\$2,786,205.00	\$311,932.33	\$2,701,667.57	\$0.00	\$84,537.43	\$3,200,449.35	97 %
Fund(COA) 23 - Community Service Fund Totals	\$0.00	(\$114,835.31)	(\$62,437.00)	\$0.00	\$62,437.00	(\$33,934.00)	+++



Board Monthly Financial Report

Fiscal Year to Date 06/30/17

Sub Function Code	Amended Budget	Current Month Actual	Actual FYTD	Encumbrances	Budget - Actual	Prior Year FYTD	% Rec'd/Spent
Fund(COA) 25 - School Lunch Fund							
Account Type Revenue							
Function Code R100 - Local Sources - 100							
	1,103,900.00	66,954.66	1,048,981.05	.00	54,918.95	1,186,128.10	95
Function Code R100 - Local Sources - 100 Totals	\$1,103,900.00	\$66,954.66	\$1,048,981.05	\$0.00	\$54,918.95	\$1,186,128.10	95 %
Function Code R300 - State Sources - 300							
	53,500.00	14,440.08	59,490.84	.00	(5,990.84)	58,941.91	111
Function Code R300 - State Sources - 300 Totals	\$53,500.00	\$14,440.08	\$59,490.84	\$0.00	(\$5,990.84)	\$58,941.91	111 %
Function Code R400 - Federal Sources - 400							
	283,500.00	142,092.41	280,471.11	.00	3,028.89	281,921.49	99
Function Code R400 - Federal Sources - 400 Totals	\$283,500.00	\$142,092.41	\$280,471.11	\$0.00	\$3,028.89	\$281,921.49	99 %
Function Code R500 - ISD / Other Sources - 500							
	103,000.00	37,540.28	109,462.31	.00	(6,462.31)	194,015.44	106
Function Code R500 - ISD / Other Sources - 500 Totals	\$103,000.00	\$37,540.28	\$109,462.31	\$0.00	(\$6,462.31)	\$194,015.44	106 %
Account Type Revenue Totals	\$1,543,900.00	\$261,027.43	\$1,498,405.31	\$0.00	\$45,494.69	\$1,721,006.94	97 %
Account Type Expense							
Function Code 200 - Supporting Services							
Sub Function Code 210 - Support Services-Pupil - 210	.00	35,649.47	35,649.47	.00	(35,649.47)	26,763.20	+++
Sub Function Code 260 - Operations and Maintenance - 260	2,390.00	88.00	2,278.61	.00	111.39	6,784.06	95
Sub Function Code 290 - Support Services-Other - 290	1,371,269.00	192,049.33	1,308,441.69	.00	62,827.31	1,529,113.48	95
Function Code 200 - Supporting Services Totals	\$1,373,659.00	\$227,786.80	\$1,346,369.77	\$0.00	\$27,289.23	\$1,562,660.74	98 %
Function Code 500-600 - Other Financing Uses							
Sub Function Code 600 - Fund Modifications - 600	137,366.00	(16,435.74)	95,422.56	.00	41,943.44	126,826.54	69
Function Code 500-600 - Other Financing Uses Totals	\$137,366.00	(\$16,435.74)	\$95,422.56	\$0.00	\$41,943.44	\$126,826.54	69 %
Account Type Expense Totals	\$1,511,025.00	\$211,351.06	\$1,441,792.33	\$0.00	\$69,232.67	\$1,689,487.28	95 %
Fund(COA) 25 - School Lunch Fund Totals	\$32,875.00	\$49,676.37	\$56,612.98	\$0.00	(\$23,737.98)	\$31,519.66	172 %



Board Monthly Financial Report

Fiscal Year to Date 06/30/17

Sub Function Code	Amended Budget	Current Month Actual	Actual FYTD	Encumbrances	Budget - Actual	Prior Year FYTD	% Rec'd/Spent
Fund(COA) 30 - Debt Retirement Fund							
Account Type Revenue							
Function Code R100 - Local Sources - 100							
	10,423,583.00	4,072.16	10,685,701.83	.00	(262,118.83)	10,304,048.70	103
Function Code R100 - Local Sources - 100 Totals	\$10,423,583.00	\$4,072.16	\$10,685,701.83	\$0.00	(\$262,118.83)	\$10,304,048.70	103 %
Function Code R500 - ISD / Other Sources - 500							
	1,110,170.00	.00	1,110,170.00	.00	.00	4,854,940.00	100
Function Code R500 - ISD / Other Sources - 500 Totals	\$1,110,170.00	\$0.00	\$1,110,170.00	\$0.00	\$0.00	\$4,854,940.00	100 %
Function Code R600 - In from other Funds - 600							
	.00	.00	.00	.00	.00	.00	+++
Function Code R600 - In from other Funds - 600 Totals	\$0.00	\$0.00	\$0.00	\$0.00	\$0.00	\$0.00	+++
Account Type Revenue Totals	\$11,533,753.00	\$4,072.16	\$11,795,871.83	\$0.00	(\$262,118.83)	\$15,158,988.70	102 %
Account Type Expense							
Function Code 200 - Supporting Services							
Sub Function Code 250 - Support Services-Business - 250	51,000.00	350.00	15,186.32	.00	35,813.68	5,084.35	30
Function Code 200 - Supporting Services Totals	\$51,000.00	\$350.00	\$15,186.32	\$0.00	\$35,813.68	\$5,084.35	30 %
Function Code 500-600 - Other Financing Uses							
Sub Function Code 500 - Debt Service - 500	10,003,019.00	257,925.00	10,760,943.76	.00	(757,924.76)	15,205,232.76	108
Function Code 500-600 - Other Financing Uses Totals	\$10,003,019.00	\$257,925.00	\$10,760,943.76	\$0.00	(\$757,924.76)	\$15,205,232.76	108 %
Account Type Expense Totals	\$10,054,019.00	\$258,275.00	\$10,776,130.08	\$0.00	(\$722,111.08)	\$15,210,317.11	107 %
Fund(COA) 30 - Debt Retirement Fund Totals	\$1,479,734.00	(\$254,202.84)	\$1,019,741.75	\$0.00	\$459,992.25	(\$51,328.41)	69 %



Board Monthly Financial Report

Fiscal Year to Date 06/30/17

Sub Function Code	Amended Budget	Current Month Actual	Actual FYTD	Encumbrances	Budget - Actual	Prior Year FYTD	% Rec'd/Spent
Fund(COA) 48 - 2008 Capital Projects Fund							
Account Type Revenue							
Function Code R100 - Local Sources - 100							
	2,463,606.00	1,282.02	13,917.39	.00	2,449,688.61	6,580.84	1
Function Code R100 - Local Sources - 100 Totals	\$2,463,606.00	\$1,282.02	\$13,917.39	\$0.00	\$2,449,688.61	\$6,580.84	1 %
Function Code R500 - ISD / Other Sources - 500							
	47,890,000.00	.00	.00	.00	47,890,000.00	.00	0
Function Code R500 - ISD / Other Sources - 500 Totals	\$47,890,000.00	\$0.00	\$0.00	\$0.00	\$47,890,000.00	\$0.00	0 %
Account Type Revenue Totals							
	\$50,353,606.00	\$1,282.02	\$13,917.39	\$0.00	\$50,339,688.61	\$6,580.84	0 %
Account Type Expense							
Function Code 200 - Supporting Services							
Sub Function Code 250 - Support Services-Business - 250	441,844.00	.00	.00	.00	441,844.00	.00	0
Sub Function Code 260 - Operations and Maintenance - 260	.00	.00	.00	.00	.00	.00	+++
Sub Function Code 270 - Pupil Transportation - 270	6,162,000.00	.00	.00	.00	6,162,000.00	.00	0
Sub Function Code 280 - Support Services-Central - 280	10,219,490.00	.00	692,098.05	.00	9,527,391.95	32,207.80	7
Function Code 200 - Supporting Services Totals	\$16,823,334.00	\$0.00	\$692,098.05	\$0.00	\$16,131,235.95	\$32,207.80	4 %
Function Code 400 - Government Agencies & Prior Period							
Sub Function Code 400 - Other Government Agencies - 400	33,254,447.00	70,862.79	325,201.10	.00	32,929,245.90	82,271.99	1
Function Code 400 - Government Agencies & Prior Period Totals	\$33,254,447.00	\$70,862.79	\$325,201.10	\$0.00	\$32,929,245.90	\$82,271.99	1 %
Function Code 500-600 - Other Financing Uses							
Sub Function Code 500 - Debt Service - 500	275,825.00	.00	.00	.00	275,825.00	.00	0
Function Code 500-600 - Other Financing Uses Totals	\$275,825.00	\$0.00	\$0.00	\$0.00	\$275,825.00	\$0.00	0 %
Account Type Expense Totals							
	\$50,353,606.00	\$70,862.79	\$1,017,299.15	\$0.00	\$49,336,306.85	\$114,479.79	2 %
Fund(COA) 48 - 2008 Capital Projects Fund Totals							
	\$0.00	(\$69,580.77)	(\$1,003,381.76)	\$0.00	\$1,003,381.76	(\$107,898.95)	+++
Grand Totals							
	\$1,377,588.00	\$2,016,723.73	\$386,983.01	\$0.00	\$990,604.99	(\$142,990.95)	28 %

To: Board of Education

From: Sharon Raschke 

Date: August 4, 2017

RE: Financial Results - Fiscal Year End 2016-17

Enclosed are the financial results for the 2016-17 fiscal year ending June 30, 2017. Included are the following reports for your information and reference:

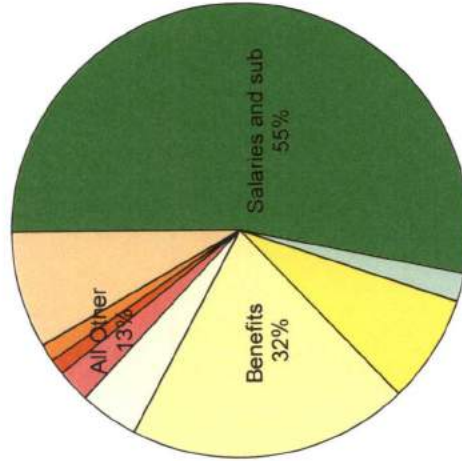
1. Financial Dashboard
2. Financial Results – A summary of the financial results for all District Funds, including General Fund, Community Services Fund, School Lunch Fund, Debt Retirement Fund, and 2008 Capital Projects Fund. Included are the original adopted budget (June 2016), final amended budget (June 2017), fiscal year to date actual, variance of final budget versus actual, percentage revenue received/expenditures spent, and 2015-16 prior year actual financial results.
3. Budget Analysis – A reconciliation of the operational results after considering expenditures the Board planned that would impact Fund Balance.
Variance Analysis – General Fund revenues were favorable to budget by 0.33%. General Fund expenses were favorable to budget by 0.99%. The variances are identified in detail for your information.
4. Board Monthly Financial Report - The monthly report provided to the Board that summarizes the revenue and expenditures of the General Fund, Community Services Fund, and Food Services Fund to the functional level, consistent with the actual Board adopted budget.
5. Expenses by Building/Program – The report provided to the Board with the Financial Updates in November, March, and May that provides additional detail by building and function. It is the summary referenced by the administrators and managers when summarizing their assessment of financial performance. The June monthly report includes the 2016-17 fiscal year end results.
6. The 2008 Capital Projects Fund activity project to date.

If you have any questions, please ask.

Dexter Community Schools
Financial Dashboard
2016-17 Actual

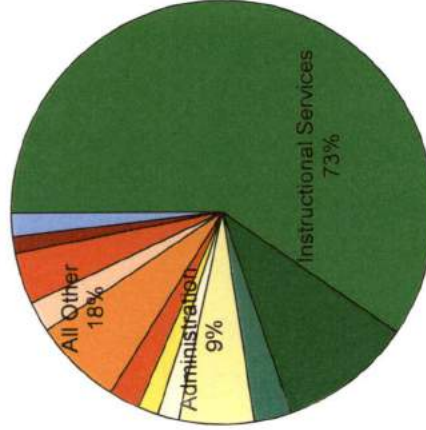
	2015-16 Actual			2016-17 Actual			2017-18 Budget		
Student Count	Total Revenues	Total Expenditures	Excess Rev/Exp	Ending Fund Balance	%	Foundation Allowance	Peer Group Ranking from most recent Bulletin 1014 (2015-16 data)	%	Foundation Allowance
3,550	\$36,467,471	\$36,448,820	\$18,651	\$6,149,120	16.9%	\$7,693	7th out of 30	16.9%	\$7,799
3,582	\$39,035,555	\$38,659,108	\$376,447	\$6,525,567	16.9%	\$7,799	14th out of 30	14.2%	\$7,887
3,624	\$39,383,003	\$39,788,124	(\$405,121)	\$5,668,925	14.2%	\$7,887			

Expenses-Type



- Salaries \$20,555,880 53.2%
- Sub Teachers/Paras \$779,722 2.0%
- Benefits-Health \$2,981,266 7.7%
- Benefits-State Retirement \$7,684,255 19.9%
- Benefits-Payroll Taxes / Other \$1,621,142 4.2%
- Utilities \$913,522 2.4%
- Teaching Supplies/Textbooks \$431,560 1.1%
- Athletics \$479,859 1.2%
- Community Education \$6,915 0.0%
- All Other \$3,204,967 8.3%

Expenses-Program



- Instruction \$23,096,564 59.7%
- Student Services \$3,920,851 10.1%
- Instructional Support \$1,090,399 2.8%
- School Administration \$2,234,983 5.8%
- General Administration \$632,187 1.6%
- Business Administration \$605,446 1.6%
- Technology \$917,300 2.4%
- Building & Grounds \$2,597,801 6.7%
- Utilities \$913,522 2.4%
- Transportation \$1,513,226 3.9%
- Athletics \$479,859 1.2%
- Community Education \$6,915 0.0%
- All Other \$690,053 1.8%

(1)



Dexter Community Schools Financial Results - 2016-17 Year End

Fiscal Year to Date 06/30/17

Account Type	Original Adopted Budget	Final Amended Budget	FYTD Actual	Variance (Budget - Actual)	Prior Year Actual	% Received / % Spent
Fund(COA) 11 - General Fund						
Revenue	37,343,164.00	38,906,907.00	39,035,554.69	(128,647.69)	36,467,470.96	100
Expense	37,418,509.00	39,041,928.00	38,659,107.65	382,820.35	36,448,820.21	99
Fund(COA) 11 - General Fund Totals	(\$75,345.00)	(\$135,021.00)	\$376,447.04	(\$511,468.04)	\$18,650.75	-279 %
Fund(COA) 23 - Community Service Fund						
Revenue	3,010,408.00	2,786,205.00	2,639,230.57	146,974.43	3,166,515.35	95
Expense	3,010,408.00	2,786,205.00	2,701,667.57	84,537.43	3,200,449.35	97
Fund(COA) 23 - Community Service Fund Totals	\$0.00	\$0.00	(\$62,437.00)	\$62,437.00	(\$33,934.00)	+++
Fund(COA) 25 - School Lunch Fund						
Revenue	1,562,450.00	1,543,900.00	1,498,405.31	45,494.69	1,721,006.94	97
Expense	1,510,556.00	1,511,025.00	1,441,792.33	69,232.67	1,689,487.28	95
Fund(COA) 25 - School Lunch Fund Totals	\$51,894.00	\$32,875.00	\$56,612.98	(\$23,737.98)	\$31,519.66	172 %
Fund(COA) 30 - Debt Retirement Fund						
Revenue	10,423,583.00	11,533,753.00	11,795,871.83	(262,118.83)	15,158,988.70	102
Expense	10,423,583.00	10,054,019.00	10,776,130.08	(722,111.08)	15,210,317.11	107
Fund(COA) 30 - Debt Retirement Fund Totals	\$0.00	\$1,479,734.00	\$1,019,741.75	\$459,992.25	(\$51,328.41)	69 %
Fund(COA) 48 - 2008 Capital Projects Fund						
Revenue	50,353,606.00	50,353,606.00	13,917.39	50,339,688.61	6,560.84	0
Expense	50,353,606.00	50,353,606.00	1,017,299.15	49,336,306.85	114,479.79	2
Fund(COA) 48 - 2008 Capital Projects Fund Totals	\$0.00	\$0.00	(\$1,003,381.76)	\$1,003,381.76	(\$107,898.95)	+++
Grand Totals	(\$23,451.00)	\$1,377,588.00	\$386,983.01	\$990,604.99	(\$142,990.95)	28 %

22

Dexter Community Schools
2016-17 Actual

Budget Analysis Operational vs. Audit	Budget			Actual	Variance	
	June 2016	November 2016	June 2017	2016-17	Favorable (Unfavorable)	
Revenue	\$ 37,343,164	\$ 38,574,338	\$ 38,906,907	\$ 39,035,555	\$ 128,648	0.33%
Expenses	\$ 37,418,509	\$ 38,649,413	\$ 39,041,928	\$ 38,659,108	\$ 382,820	0.99%
Revenue over Expenses (Budget/Audit)	\$ (75,345)	\$ (75,075)	\$ (135,021)	\$ 376,447	\$ 511,468	
Technology Restitution to designate in Fund Balance				\$ (181,714)		
Teaching supply unspent (carryover into 17-18)				\$ (139,651)		
Revenue over Expenses (Operational)	\$ (75,345)	\$ (75,075)	\$ (135,021)	\$ 55,082		

Variance Analysis	Variance-Favorable (Unfavorable)	
Revenue over Expenses (Actual vs. Budget)	\$ 511,468	1.3%
MPSERS Retirement rate (blended budget 36.91% actual 37.54%) Paid \$8,156,645 to MPSERS Received \$2,940,325 thru State Aid	(136,683)	
FICA on Employee voluntary pre-tax contributions (health, ORS HCF, Flex, HSA)	115,809	
Health Insurance (includes \$32,481 uncollected from employees for self-funded runout)	(25,361)	
Special Education and tuition (excludes FICA/Ret)	171,157	
Teaching supplies unspent to carryforward	139,651	
Board of Education (reduced mgt consulting/ reduced unemployment costs / no election costs)	41,667	
Executive Administration (excludes FICA/Ret)	22,556	
Business Office (excludes FICA/Ret)	29,604	
Business Services (insurance claims)	17,299	
Utilities telephone	12,727	
Utilities water/trash	(18,230)	
Utilities gas	10,561	
Utilities electric	3,300	
Building & Grounds (excludes FICA/Ret)	(35,351)	
Transportation (excludes bus fuel /FICA/Ret)	26,484	
Bus Fuel (59,980 gallons * \$1.682 avg)	(3,506)	
Transfer from Food Services 10% - \$131,072	(6,294)	
Transfer from Community Ed 5% - \$82,731	(6,972)	
General Fund Subsidy - \$486,774 Athletics (\$479,859) Community Ed (\$6,915)	107,367	
Facility Usage (Facility/CPA/Pools) - Revenue \$106,583 Expenses \$315,651	13,076	
Misc other variances	32,607	
Revenue over Expenses (Actual vs. Budget)	\$ 511,468	

Board Monthly Financial Report

Fiscal Year to Date 06/30/17



Sub Function Code	Fund(COA)	Account Type	Amended Budget	Current Month Actual	Actual FYTD	Encumbrances	Budget - Actual	Prior Year FYTD	% Rec'd/Spent
11 - General Fund									
Revenue									
Function Code R100 - Local Sources - 100									
			5,168,063.00	146,209.46	5,157,300.61	.00	10,762.39	4,748,981.68	100
			\$5,168,063.00	\$146,209.46	\$5,157,300.61	\$0.00	\$10,762.39	\$4,748,981.68	100%
Function Code R200 - Non-Education Sources - 200									
			3,671.00	(1,642.13)	5,242.00	.00	(1,571.00)	5,032.00	143
			\$3,671.00	(\$1,642.13)	\$5,242.00	\$0.00	(\$1,571.00)	\$5,032.00	143%
Function Code R300 - State Sources - 300									
			28,262,647.00	7,840,074.75	28,505,545.47	.00	(242,898.47)	27,725,132.31	101
			\$28,262,647.00	\$7,840,074.75	\$28,505,545.47	\$0.00	(\$242,898.47)	\$27,725,132.31	101%
Function Code R400 - Federal Sources - 400									
			870,939.00	865,693.00	867,483.89	.00	3,455.11	866,265.11	100
			\$870,939.00	\$865,693.00	\$867,483.89	\$0.00	\$3,455.11	\$866,265.11	100%
Function Code R500 - ISD / Other Sources - 500									
			4,374,518.00	809,056.35	4,321,828.82	.00	52,689.18	2,896,284.57	99
			\$4,374,518.00	\$809,056.35	\$4,321,828.82	\$0.00	\$52,689.18	\$2,896,284.57	99%
Function Code R600 - In from other Funds - 600									
			227,069.00	(9,130.77)	178,153.90	.00	48,915.10	225,775.29	78
			\$227,069.00	(\$9,130.77)	\$178,153.90	\$0.00	\$48,915.10	\$225,775.29	78%
Function Code R600 - In from other Funds - 600 Totals									
			\$38,906,907.00	\$9,650,260.66	\$39,035,554.69	\$0.00	(\$128,647.69)	\$36,467,470.96	100%
Account Type Revenue Totals									
Expense									
Function Code 100 - Instruction									
			19,240,896.00	4,007,342.12	19,172,035.10	.00	68,860.90	17,794,536.54	100
			3,804,257.00	940,582.61	3,882,529.39	.00	(78,272.39)	3,568,990.00	102
			\$23,045,153.00	\$4,947,924.73	\$23,054,564.49	\$0.00	(\$9,411.49)	\$21,363,526.54	100%
Function Code 100 - Instruction Totals									
Function Code 200 - Supporting Services									
			4,046,614.00	762,105.29	3,920,850.61	.00	125,763.39	3,850,969.63	97
			2,020,131.00	289,944.30	2,007,699.03	.00	12,431.97	1,904,171.47	99
			702,219.00	80,442.57	632,186.80	.00	70,032.20	619,087.69	90
			2,262,245.00	255,510.46	2,234,963.46	.00	27,261.54	2,107,740.74	99
			659,161.00	57,486.11	605,446.57	.00	53,714.43	625,096.82	92
			3,561,547.00	424,602.34	3,511,323.50	.00	50,223.50	3,449,960.07	99
			1,944,615.00	182,124.49	1,513,225.83	.00	31,389.17	1,449,888.51	98
			274,758.00	29,069.58	275,148.49	.00	(390.49)	188,925.01	100
			\$15,071,290.00	\$2,081,285.14	\$14,700,864.29	\$0.00	\$370,425.71	\$14,195,839.94	98%
Function Code 200 - Supporting Services Totals									
Function Code 300 - Community Services									
			325,744.00	29,114.69	315,651.16	.00	10,092.84	.00	97
			2,791.00	290.66	2,048.55	.00	742.45	1,879.81	73
			.00	.00	.00	.00	.00	.00	+++
			2,809.00	.00	.00	.00	2,809.00	1,050.00	0
			.00	.00	.00	.00	.00	.00	+++
			\$331,344.00	\$29,405.35	\$317,699.71	\$0.00	\$13,644.29	\$2,929.81	96%
Function Code 300 - Community Services Totals									
Function Code 400 - Government Agencies & Prior Period									
			.00	99,204.71	99,204.71	.00	(99,204.71)	.00	+++
			\$0.00	\$99,204.71	\$99,204.71	\$0.00	(\$99,204.71)	\$0.00	+++
Function Code 400 - Government Agencies & Prior Period Totals									
Function Code 500-600 - Other Financing Uses									
			594,141.00	86,774.45	486,774.45	.00	107,366.55	886,523.92	82
			\$594,141.00	\$86,774.45	\$486,774.45	\$0.00	\$107,366.55	\$886,523.92	82
Function Code 600 - Fund Modifications - 600 Totals									

4



Board Monthly Financial Report

Fiscal Year to Date 06/30/17

Sub Function Code	Amended Budget	Current Month Actual	Actual FYTD	Encumbrances	Budget - Actual	Prior Year FYTD	% Rec'd/Spent
Function Code 500-600 - Other Financing Uses Totals	\$594,141.00	\$86,774.45	\$486,774.45	\$0.00	\$107,366.55	\$886,523.92	82 %
Account Type Expense Totals	\$39,041,928.00	\$7,244,594.38	\$38,659,107.65	\$0.00	\$382,820.35	\$36,448,820.21	99 %
Fund(COA) 11 - General Fund Totals	(\$135,021.00)	\$2,405,666.28	\$376,447.04	\$0.00	(\$511,468.04)	\$18,650.75	-279 %



Board Monthly Financial Report

Fiscal Year to Date 06/30/17

Sub Function Code	Amended Budget	Current Month Actual	Actual FYTD	Encumbrances	Budget - Actual	Prior Year FYTD	% Rec'd/Spent
Fund(COA) 23 - Community Service Fund							
Account Type Revenue							
Function Code R100 - Local Sources - 100	2,029,980.00	45,645.66	1,989,484.16	.00	40,495.84	2,130,557.27	98 %
Function Code R100 - Local Sources - 100 Totals	\$2,029,980.00	\$45,645.66	\$1,989,484.16	\$0.00	\$40,495.84	\$2,130,557.27	98 %
Function Code R300 - State Sources - 300	37,084.00	11,574.86	26,841.25	.00	10,242.75	33,583.75	72 %
Function Code R300 - State Sources - 300 Totals	\$37,084.00	\$11,574.86	\$26,841.25	\$0.00	\$10,242.75	\$33,583.75	72 %
Function Code R400 - Federal Sources - 400	125,000.00	53,102.05	136,130.71	.00	(11,130.71)	115,850.41	109 %
Function Code R400 - Federal Sources - 400 Totals	\$125,000.00	\$53,102.05	\$136,130.71	\$0.00	(\$11,130.71)	\$115,850.41	109 %
Function Code R500 - ISD / Other Sources - 500	.00	.00	.00	.00	.00	.00	+++
Function Code R500 - ISD / Other Sources - 500 Totals	\$0.00	\$0.00	\$0.00	\$0.00	\$0.00	\$0.00	+++
Function Code R600 - In from other Funds - 600	594,141.00	86,774.45	486,774.45	.00	107,366.55	886,523.92	82 %
Function Code R600 - In from other Funds - 600 Totals	\$594,141.00	\$86,774.45	\$486,774.45	\$0.00	\$107,366.55	\$886,523.92	82 %
Account Type Revenue Totals	\$2,786,205.00	\$197,097.02	\$2,639,230.57	\$0.00	\$146,974.43	\$3,166,515.35	95 %
Account Type Expense							
Function Code 100 - Instruction	149,793.00	15,456.41	152,902.11	.00	(3,109.11)	169,541.05	102 %
Function Code 100 - Instruction Totals	\$149,793.00	\$15,456.41	\$152,902.11	\$0.00	(\$3,109.11)	\$169,541.05	102 %
Function Code 200 - Supporting Services	7,079.00	(502.20)	.00	.00	7,079.00	5,015.82	0
Function Code 200 - Supporting Services Totals	\$7,079.00	(\$502.20)	\$0.00	\$0.00	\$7,079.00	\$5,015.82	+++
Function Code 220 - Support Services-Instructional - 220	.00	.00	.00	.00	.00	.00	+++
Function Code 250 - Support Services-Business - 250	92,491.00	8,066.00	74,567.20	.00	17,923.80	181,501.39	81
Function Code 260 - Operations and Maintenance - 260	80,000.00	37,228.07	88,471.54	.00	(8,471.54)	75,835.06	111
Function Code 270 - Pupil Transportation - 270	662,431.00	64,831.86	712,041.97	.00	(49,610.97)	810,565.89	107
Function Code 290 - Support Services-Other - 290	842,001.00	\$109,623.73	\$875,080.71	\$0.00	(\$33,079.71)	\$1,072,918.16	104 %
Function Code 200 - Supporting Services Totals	\$842,001.00	\$109,623.73	\$875,080.71	\$0.00	(\$33,079.71)	\$1,072,918.16	104 %
Function Code 300 - Community Services	273,650.00	18,448.43	266,585.41	.00	7,064.59	276,409.42	97
Function Code 310 - Community Services Direction - 310	448,445.00	32,418.44	369,131.15	.00	79,313.85	397,460.32	82
Function Code 320 - Community Recreation - 320	855,967.00	78,685.03	819,106.14	.00	36,860.86	1,068,209.67	96
Function Code 350 - Care of Children - 350	126,646.00	49,995.32	136,130.71	.00	(9,484.71)	116,961.99	107
Function Code 390 - Other Community Services - 390	\$1,704,708.00	\$179,547.22	\$1,590,953.41	\$0.00	\$113,754.59	\$1,859,041.40	93 %
Function Code 300 - Community Services Totals	\$1,704,708.00	\$179,547.22	\$1,590,953.41	\$0.00	\$113,754.59	\$1,859,041.40	93 %
Function Code 500-600 - Other Financing Uses	89,703.00	7,304.97	82,731.34	.00	6,971.66	96,948.74	92
Function Code 600 - Fund Modifications - 600	\$89,703.00	\$7,304.97	\$82,731.34	\$0.00	\$6,971.66	\$98,948.74	92 %
Function Code 500-600 - Other Financing Uses Totals	\$89,703.00	\$7,304.97	\$82,731.34	\$0.00	\$6,971.66	\$98,948.74	92 %
Account Type Expense Totals	\$2,786,205.00	\$311,932.33	\$2,701,667.57	\$0.00	\$84,537.43	\$3,200,449.35	97 %
Function Code 23 - Community Service Fund Totals	\$0.00	(\$114,835.31)	(\$62,437.00)	\$0.00	\$62,437.00	(\$33,934.00)	+++

Board Monthly Financial Report

Fiscal Year to Date 06/30/17



Sub Function Code	Amended Budget	Current Month Actual	Actual FYTD	Encumbrances	Budget - Actual	Prior Year FYTD	% Rec'd/Spent
Fund(COA) 25 - School Lunch Fund							
Account Type: Revenue							
Function Code R100 - Local Sources - 100 Totals	1,103,900.00	66,954.66	1,048,981.05	.00	54,918.95	1,186,128.10	95 %
	\$1,103,900.00	\$66,954.66	\$1,048,981.05	\$0.00	\$54,918.95	\$1,186,128.10	95 %
Function Code R300 - State Sources - 300 Totals	53,500.00	14,440.08	59,490.84	.00	(5,990.84)	58,941.91	111 %
	\$53,500.00	\$14,440.08	\$59,490.84	\$0.00	(\$5,990.84)	\$58,941.91	111 %
Function Code R400 - Federal Sources - 400 Totals	283,500.00	142,092.41	280,471.11	.00	3,028.89	281,921.49	99 %
	\$283,500.00	\$142,092.41	\$280,471.11	\$0.00	\$3,028.89	\$281,921.49	99 %
Function Code R500 - ISD / Other Sources - 500 Totals	103,000.00	37,540.28	109,462.31	.00	(6,462.31)	194,015.44	106 %
	\$103,000.00	\$37,540.28	\$109,462.31	\$0.00	(\$6,462.31)	\$194,015.44	106 %
Account Type: Revenue Totals	\$1,543,900.00	\$261,027.43	\$1,498,405.31	\$0.00	\$45,494.69	\$1,721,006.94	97 %
Account Type: Expense							
Function Code 200 - Supporting Services	.00	35,649.47	35,649.47	.00	(35,649.47)	26,763.20	+++
Sub Function Code 210 - Support Services-Pupil - 210	2,390.00	88.00	2,278.61	.00	111.39	6,784.06	95
Sub Function Code 260 - Operations and Maintenance - 260	1,371,269.00	192,049.33	1,308,441.69	.00	62,827.31	1,529,113.48	95
Sub Function Code 290 - Support Services-Other - 290							
Function Code 200 - Supporting Services Totals	\$1,373,659.00	\$227,786.80	\$1,346,369.77	\$0.00	\$27,289.23	\$1,562,660.74	98 %
Function Code 500-600 - Other Financing Uses	137,366.00	(16,435.74)	95,422.56	.00	41,943.44	126,826.54	69 %
Sub Function Code 600 - Fund Modifications - 600	\$137,366.00	(\$16,435.74)	\$95,422.56	\$0.00	\$41,943.44	\$126,826.54	69 %
Function Code 500-600 - Other Financing Uses Totals	\$1,511,025.00	\$211,351.06	\$1,441,792.33	\$0.00	\$69,232.67	\$1,689,487.28	95 %
Account Type: Expense Totals	\$32,875.00	\$49,676.37	\$56,612.98	\$0.00	(\$23,737.98)	\$31,519.66	172 %



Board Monthly Financial Report

Fiscal Year to Date 06/30/17

Sub Function Code	Amended Budget	Current Month Actual	Actual FYTD	Encumbrances	Budget - Actual	Prior Year FYTD	% Rec'd/Spent
Fund(COA) 30 - Debt Retirement Fund							
Account Type Revenue							
Function Code R100 - Local Sources - 100							
Function Code R100 - Local Sources - 100 Totals	10,423,583.00	4,072.16	10,685,701.83	.00	(262,118.83)	10,304,048.70	103 %
	\$10,423,583.00	\$4,072.16	\$10,685,701.83	\$0.00	(\$262,118.83)	\$10,304,048.70	103 %
Function Code R500 - ISD / Other Sources - 500							
Function Code R500 - ISD / Other Sources - 500 Totals	1,110,170.00	.00	1,110,170.00	.00	.00	4,854,940.00	100 %
	\$1,110,170.00	\$0.00	\$1,110,170.00	\$0.00	\$0.00	\$4,854,940.00	100 %
Function Code R600 - In from other Funds - 600							
Function Code R600 - In from other Funds - 600 Totals	.00	.00	.00	.00	.00	.00	+++
	\$0.00	\$0.00	\$0.00	\$0.00	\$0.00	\$0.00	+++
Account Type Revenue Totals	\$11,533,753.00	\$4,072.16	\$11,795,871.83	\$0.00	(\$262,118.83)	\$15,158,988.70	102 %
Account Type Expense							
Function Code 200 - Supporting Services							
Function Code 250 - Support Services-Business - 250							
Function Code 200 - Supporting Services Totals	51,000.00	350.00	15,186.32	.00	35,813.68	5,084.35	30 %
	\$51,000.00	\$350.00	\$15,186.32	\$0.00	\$35,813.68	\$5,084.35	30 %
Function Code 500-600 - Other Financing Uses							
Function Code 500 - Debt Service - 500							
Function Code 500-600 - Other Financing Uses Totals	10,003,019.00	257,925.00	10,760,943.76	.00	(757,924.76)	15,205,232.76	108 %
	\$10,003,019.00	\$257,925.00	\$10,760,943.76	\$0.00	(\$757,924.76)	\$15,205,232.76	108 %
Account Type Expense Totals	\$10,054,019.00	\$258,275.00	\$10,776,130.08	\$0.00	(\$722,111.08)	\$15,210,317.11	107 %
Fund(COA) 30 - Debt Retirement Fund Totals	\$1,479,734.00	(\$254,202.84)	\$1,019,741.75	\$0.00	\$459,992.25	(\$51,328.41)	69 %



Board Monthly Financial Report

Fiscal Year to Date 06/30/17

Sub Function Code	Amended Budget	Current Month Actual	Actual FYTD	Encumbrances	Budget - Actual	Prior Year FYTD	% Rec'd/Spent
Fund(COA) 48 - 2008 Capital Projects Fund							
Account Type Revenue							
Function Code R100 - Local Sources - 100	2,463,606.00	1,282.02	13,917.39	.00	2,449,688.61	6,580.84	1%
Function Code R100 - Local Sources - 100 Totals	\$2,463,606.00	\$1,282.02	\$13,917.39	\$0.00	\$2,449,688.61	\$6,580.84	1%
Account Type Expense							
Function Code R500 - ISD / Other Sources - 500	47,890,000.00	.00	.00	.00	47,890,000.00	.00	0%
Function Code R500 - ISD / Other Sources - 500 Totals	\$47,890,000.00	\$0.00	\$0.00	\$0.00	\$47,890,000.00	\$0.00	0%
Function Code R100 - Local Sources - 100 Totals	\$50,353,606.00	\$1,282.02	\$13,917.39	\$0.00	\$50,339,688.61	\$6,580.84	0%
Account Type Revenue							
Function Code 200 - Supporting Services	441,844.00	.00	.00	.00	441,844.00	.00	0%
Sub Function Code 250 - Support Services-Business - 250	.00	.00	.00	.00	.00	.00	+++
Sub Function Code 260 - Operations and Maintenance - 260	6,162,000.00	.00	.00	.00	6,162,000.00	.00	0%
Sub Function Code 270 - Pupil Transportation - 270	10,219,490.00	.00	692,098.05	.00	9,527,391.95	32,207.80	7%
Sub Function Code 280 - Support Services-Central - 280	16,823,334.00	\$0.00	\$692,098.05	\$0.00	\$16,131,235.95	\$32,207.80	4%
Function Code 200 - Supporting Services Totals	\$16,823,334.00	\$0.00	\$692,098.05	\$0.00	\$16,131,235.95	\$32,207.80	4%
Account Type Expense							
Function Code 400 - Government Agencies & Prior Period	33,254,447.00	70,862.79	325,201.10	.00	32,929,245.90	82,271.99	1%
Sub Function Code 400 - Other Government Agencies - 400	\$33,254,447.00	\$70,862.79	\$325,201.10	\$0.00	\$32,929,245.90	\$82,271.99	1%
Function Code 400 - Government Agencies & Prior Period Totals	\$33,254,447.00	\$70,862.79	\$325,201.10	\$0.00	\$32,929,245.90	\$82,271.99	1%
Account Type Expense							
Function Code 500-600 - Other Financing Uses	275,825.00	.00	.00	.00	275,825.00	.00	0%
Sub Function Code 500 - Debt Service - 500	\$275,825.00	\$0.00	\$0.00	\$0.00	\$275,825.00	\$0.00	0%
Function Code 500-600 - Other Financing Uses Totals	\$50,353,606.00	\$70,862.79	\$1,017,299.15	\$0.00	\$49,336,306.85	\$114,479.79	2%
Function Code 48 - 2008 Capital Projects Fund Totals	\$0.00	(\$69,580.77)	(\$1,003,381.76)	\$0.00	\$1,003,381.76	(\$107,898.95)	+++
Grand Totals	\$1,377,588.00	\$2,016,723.73	\$386,983.01	\$0.00	\$990,604.99	(\$142,990.95)	28%

Expenses by Building/Program

Fiscal Year to Date 06/30/17



Function(COA) Code	Amended Budget	Current Month Actual	Actual FYTD	Encumbrances	Budget - Actual	% Received / % Spent	Prior Year Total	Facility(COA) Code
Function(COA) 11 - General Fund								
Facility(COA) 00000 - District								
Function(COA) 1122 - Special Education Instruction	142,646.00	179,377.00	179,377.00	.00	(36,731.00)	126	142,646.00	Function(COA) 1122 - Special Education Instruction
Function(COA) 1125 - Compensatory Education	.00	.00	.00	.00	.00	0	.00	Function(COA) 1125 - Compensatory Education
Function(COA) 1127 - Career Education	.00	.00	.00	.00	.00	0	.00	Function(COA) 1127 - Career Education
Function(COA) 1213 - Health Services	106,984.00	10,631.65	109,505.15	.00	(2,521.15)	102	74,821.69	Function(COA) 1213 - Health Services
Function(COA) 1219 - Other Pupil Support	.00	(35,191.07)	(35,649.47)	.00	35,649.47	0	(26,763.20)	Function(COA) 1219 - Other Pupil Support
Function(COA) 1221 - Improvement of Instruction	305,579.00	63,224.78	339,606.13	.00	(34,027.13)	111	389,564.26	Function(COA) 1221 - Improvement of Instruction
Function(COA) 1225 - Technology	899,409.00	108,744.58	917,300.47	.00	(17,891.47)	102	700,019.10	Function(COA) 1225 - Technology
Function(COA) 1226 - Program Direction/Sp Ed	207,897.00	23,521.98	205,746.12	.00	2,150.88	99	196,067.10	Function(COA) 1226 - Program Direction/Sp Ed
Function(COA) 1227 - Academic Student Assessment	54,000.00	(13,949.99)	16,640.01	.00	37,359.99	31	58,132.25	Function(COA) 1227 - Academic Student Assessment
Function(COA) 1229 - Other Programs/Consortium	.00	.00	.00	.00	.00	0	46,131.83	Function(COA) 1229 - Other Programs/Consortium
Function(COA) 1231 - Board of Education	111,700.00	13,990.43	70,032.29	.00	41,667.71	63	78,308.91	Function(COA) 1231 - Board of Education
Function(COA) 1232 - Executive Administration	590,519.00	66,452.14	562,154.51	.00	28,364.49	95	540,778.78	Function(COA) 1232 - Executive Administration
Function(COA) 1252 - Fiscal Services	622,880.00	55,566.76	586,464.48	.00	36,415.52	94	606,625.92	Function(COA) 1252 - Fiscal Services
Function(COA) 1259 - Other Business Services	36,281.00	1,919.35	18,982.09	.00	17,298.91	52	18,470.90	Function(COA) 1259 - Other Business Services
Function(COA) 1261 - Operating Buildings	904,430.00	91,009.04	841,895.72	.00	62,534.28	93	809,362.51	Function(COA) 1261 - Operating Buildings
Function(COA) 1266 - Security Services	90,402.00	15,200.67	85,303.39	.00	5,098.61	94	87,744.35	Function(COA) 1266 - Security Services
Function(COA) 1282 - Communication Services	15,000.00	1,622.63	14,225.10	.00	774.90	95	6,619.83	Function(COA) 1282 - Communication Services
Function(COA) 1283 - Staff/Personnel Services	259,758.00	27,446.95	260,923.39	.00	(1,165.39)	100	182,305.18	Function(COA) 1283 - Staff/Personnel Services
Function(COA) 1284 - Non-Instructional Technology Services	.00	.00	.00	.00	.00	0	.00	Function(COA) 1284 - Non-Instructional Technology Services
Function(COA) 1321 - Community Recreation	325,744.00	29,114.69	315,651.16	.00	10,092.84	97	.00	Function(COA) 1321 - Community Recreation
Function(COA) 1371 - Non-Public School Pupils	2,809.00	.00	.00	.00	2,809.00	0	1,050.00	Function(COA) 1371 - Non-Public School Pupils
Function(COA) 1391 - Other Community Services	.00	.00	.00	.00	.00	0	.00	Function(COA) 1391 - Other Community Services
Function(COA) 1411 - Payments to Other Public Schools Within the State of Michigan	.00	.00	.00	.00	.00	0	.00	Function(COA) 1411 - Payments to Other Public Schools Within the State of Michigan
Function(COA) 1455 - Building Acquisition	.00	.00	.00	.00	.00	0	.00	Function(COA) 1455 - Building Acquisition
Function(COA) 1492 - Adjustments to Prior Period Revenue Accounts	.00	99,204.71	99,204.71	.00	(99,204.71)	0	.00	Function(COA) 1492 - Adjustments to Prior Period Revenue Accounts
Function(COA) 1611 - Transfer Out to GF	.00	.00	.00	.00	.00	0	.00	Function(COA) 1611 - Transfer Out to GF
Function(COA) 1623 - Transfer to Ath/Comm Ed	594,141.00	86,774.45	486,774.45	.00	107,366.55	82	886,523.92	Function(COA) 1623 - Transfer to Ath/Comm Ed
Facility(COA) 00000 - District Totals	\$5,270,179.00	\$824,660.75	\$5,074,136.70	\$0.00	\$196,042.30	96 %	\$4,798,409.33	
Function(COA) 00214 - Wylie								
Function(COA) 1111 - Elementary Instruction	2,424,283.00	514,272.07	2,428,424.99	.00	(4,141.99)	100	2,329,751.28	Function(COA) 1111 - Elementary Instruction
Function(COA) 1122 - Special Education Instruction	801,994.00	139,166.09	804,353.73	.00	(2,359.73)	100	591,280.67	Function(COA) 1122 - Special Education Instruction
Function(COA) 1125 - Compensatory Education	94,510.00	41,158.59	121,547.88	.00	(27,037.88)	129	101,898.03	Function(COA) 1125 - Compensatory Education
Function(COA) 1212 - Guidance Services	122,153.00	27,407.61	121,651.00	.00	502.00	100	119,641.40	Function(COA) 1212 - Guidance Services
Function(COA) 1214 - Psychological Services	40,085.00	9,134.50	40,021.45	.00	63.55	100	65,623.91	Function(COA) 1214 - Psychological Services
Function(COA) 1215 - Speech Services	140,631.00	27,394.65	140,564.55	.00	66.45	100	112,651.77	Function(COA) 1215 - Speech Services
Function(COA) 1216 - Social Work Services	75,880.00	16,525.10	75,871.87	.00	8.13	100	55,348.17	Function(COA) 1216 - Social Work Services
Function(COA) 1218 - Teacher Consultant	21,129.00	5,353.31	23,150.54	.00	(2,021.74)	110	84,675.77	Function(COA) 1218 - Teacher Consultant
Function(COA) 1219 - Other Pupil Support	14,053.00	1,297.18	10,512.21	.00	3,540.79	75	13,586.19	Function(COA) 1219 - Other Pupil Support
Function(COA) 1221 - Improvement of Instruction	.00	.00	.00	.00	.00	0	.00	Function(COA) 1221 - Improvement of Instruction
Function(COA) 1222 - Educational Media Services	81,292.00	17,781.73	80,893.73	.00	398.27	100	76,655.68	Function(COA) 1222 - Educational Media Services

Expenses by Building/Program

Fiscal Year to Date 06/30/17



Function(COA) Code	Facility(COA) Code	Prior Year Total	% Received / % Spent	Budget - Actual	Encumbrances	Actual FYTD	Current Month Actual	Amended Budget
Function(COA) 1241 - Office of the Principal	Function(COA) 1241 - Office of the Principal	242,890.94	100	(35.96)	.00	251,747.96	28,572.83	251,712.00
Function(COA) 1331 - Community Activities	Function(COA) 1331 - Community Activities	939.25	84	226.39	.00	1,169.61	290.66	1,396.00
Facility(COA) 00214 - Wylie Totals		\$3,794,943.06	101 %	(\$30,791.52)	\$0.00	\$4,099,909.52	\$828,354.32	\$4,069,118.00
Facility(COA) 00913 - High School		5,897,235.43	101	(60,255.76)	.00	6,053,762.76	1,266,287.76	5,993,507.00
Function(COA) 1113 - High School Instruction	Function(COA) 1113 - High School Instruction	.00	0	.00	.00	.00	.00	.00
Function(COA) 1119 - Summer School Instruction	Function(COA) 1119 - Summer School Instruction	524,623.55	97	19,069.90	.00	586,978.10	107,129.43	606,048.00
Function(COA) 1122 - Special Education Instruction	Function(COA) 1122 - Special Education Instruction	.00	26	2,373.79	.00	826.21	21.96	3,200.00
Function(COA) 1125 - Compensatory Education	Function(COA) 1125 - Compensatory Education	232,580.07	97	6,331.39	.00	245,761.61	91,465.95	252,093.00
Function(COA) 1127 - Career Education	Function(COA) 1127 - Career Education	465,457.09	99	2,614.16	.00	485,029.84	110,063.23	487,644.00
Function(COA) 1212 - Guidance Services	Function(COA) 1212 - Guidance Services	.00	0	.00	.00	.00	.00	.00
Function(COA) 1213 - Health Services	Function(COA) 1213 - Health Services	60,771.91	101	(687.12)	.00	61,831.12	13,903.55	61,144.00
Function(COA) 1214 - Psychological Services	Function(COA) 1214 - Psychological Services	55,325.02	100	24.71	.00	56,214.29	12,581.66	56,239.00
Function(COA) 1215 - Speech Services	Function(COA) 1215 - Speech Services	116,668.42	100	213.48	.00	118,696.52	26,668.14	118,910.00
Function(COA) 1216 - Social Work Services	Function(COA) 1216 - Social Work Services	488,499.18	100	1,962.81	.00	439,578.19	83,407.07	441,541.00
Function(COA) 1218 - Teacher Consultant	Function(COA) 1218 - Teacher Consultant	42,871.50	99	1,164.38	.00	125,833.62	23,150.95	126,998.00
Function(COA) 1219 - Other Pupil Support	Function(COA) 1219 - Other Pupil Support	.00	0	.00	.00	.00	.00	.00
Function(COA) 1221 - Improvement of Instruction	Function(COA) 1221 - Improvement of Instruction	79,773.99	100	(240.30)	.00	69,373.30	13,411.29	69,133.00
Function(COA) 1222 - Educational Media Services	Function(COA) 1222 - Educational Media Services	681,527.88	99	5,563.57	.00	707,660.43	75,182.50	713,224.00
Function(COA) 1241 - Office of the Principal	Function(COA) 1241 - Office of the Principal	9,819.33	97	332.98	.00	9,667.02	6,366.72	10,000.00
Function(COA) 1249 - Other School Admin Services	Function(COA) 1249 - Other School Admin Services	.00	583	(483.13)	.00	583.13	583.13	100.00
Facility(COA) 00913 - High School Totals		\$8,655,153.37	100 %	(\$22,015.14)	\$0.00	\$8,961,796.14	\$1,830,223.34	\$8,939,781.00
Facility(COA) 02949 - Alternative Ed		.00	0	.00	.00	.00	.00	.00
Function(COA) 1111 - Elementary Instruction	Function(COA) 1111 - Elementary Instruction	.00	0	.00	.00	.00	.00	.00
Function(COA) 1112 - Middle School Instruction	Function(COA) 1112 - Middle School Instruction	.00	0	.00	.00	.00	.00	.00
Function(COA) 1113 - High School Instruction	Function(COA) 1113 - High School Instruction	.00	88	19,853.90	.00	149,327.10	32,032.10	169,181.00
Function(COA) 1218 - Teacher Consultant	Function(COA) 1218 - Teacher Consultant	.00	84	16,166.05	.00	83,851.95	16,680.35	100,018.00
Function(COA) 1226 - Program Director/Sp Ed	Function(COA) 1226 - Program Director/Sp Ed	.00	25	21,668.00	.00	7,332.00	3,627.00	29,000.00
Function(COA) 1241 - Office of the Principal	Function(COA) 1241 - Office of the Principal	.00	91	679.96	.00	7,270.04	.00	7,950.00
Facility(COA) 02949 - Alternative Ed Totals		\$0.00	81 %	\$58,367.91	\$0.00	\$247,761.09	\$52,339.45	\$306,149.00
Facility(COA) 04609 - Creekside		2,603,277.87	99	34,628.07	.00	2,901,967.93	602,109.38	2,936,596.00
Function(COA) 1111 - Elementary Instruction	Function(COA) 1111 - Elementary Instruction	481,704.84	85	68,187.20	.00	382,138.80	64,713.70	450,326.00
Function(COA) 1122 - Special Education Instruction	Function(COA) 1122 - Special Education Instruction	79,722.18	0	(13,456.87)	.00	13,456.87	13,456.87	.00
Function(COA) 1125 - Compensatory Education	Function(COA) 1125 - Compensatory Education	96,009.36	99	1,037.41	.00	104,842.59	23,476.98	105,880.00
Function(COA) 1212 - Guidance Services	Function(COA) 1212 - Guidance Services	23,932.07	108	(2,060.75)	.00	27,197.75	6,759.45	25,137.00
Function(COA) 1214 - Psychological Services	Function(COA) 1214 - Psychological Services	95,564.26	100	275.96	.00	97,174.04	5,599.15	97,450.00
Function(COA) 1215 - Speech Services	Function(COA) 1215 - Speech Services	114,076.98	100	323.44	.00	118,082.56	26,533.82	118,406.00
Function(COA) 1216 - Social Work Services	Function(COA) 1216 - Social Work Services	100,915.72	100	152.61	.00	127,533.39	27,928.82	127,686.00
Function(COA) 1218 - Teacher Consultant	Function(COA) 1218 - Teacher Consultant	12,999.10	53	6,391.08	.00	7,158.92	872.24	13,550.00
Function(COA) 1219 - Other Pupil Support	Function(COA) 1219 - Other Pupil Support	.00	0	.00	.00	.00	.00	.00
Function(COA) 1221 - Improvement of Instruction	Function(COA) 1221 - Improvement of Instruction	79,120.12	100	11.55	.00	88,182.45	19,438.74	88,194.00
Function(COA) 1222 - Educational Media Services	Function(COA) 1222 - Educational Media Services	262,953.55	101	(1,910.45)	.00	275,839.45	28,956.22	273,929.00
Function(COA) 1241 - Office of the Principal	Function(COA) 1241 - Office of the Principal	262,953.55	98 %	\$93,579.25	\$0.00	\$4,143,574.75	\$819,845.37	\$4,237,154.00
Facility(COA) 04609 - Creekside Totals		\$3,930,276.05	98 %	\$93,579.25	\$0.00	\$4,143,574.75	\$819,845.37	\$4,237,154.00

Expenses by Building/Program

Fiscal Year to Date 06/30/17



Function(COA) Code	Amended Budget	Current Month Actual	Actual FYTD	Encumbrances	Budget - Actual	% Received / % Spent	Prior Year Total	Facility(COA) Code
Facility(COA) 08039 - Mill Creek								
Function(COA) 1112 - Middle School Instruction	3,203,899.00	672,260.57	3,183,940.58	.00	19,958.42	99	2,785,956.66	Function(COA) 1112 - Middle School Instruction
Function(COA) 1122 - Special Education Instruction	535,910.00	98,884.79	543,169.23	.00	(7,259.23)	101	448,284.52	Function(COA) 1122 - Special Education Instruction
Function(COA) 1125 - Compensatory Education	.00	1,498.89	8,561.42	.00	(8,561.42)	0	9,572.27	Function(COA) 1125 - Compensatory Education
Function(COA) 1212 - Guidance Services	117,110.00	6,859.04	116,782.99	.00	327.01	100	114,751.94	Function(COA) 1212 - Guidance Services
Function(COA) 1214 - Psychological Services	61,077.00	13,903.37	61,830.39	.00	(753.39)	101	60,771.15	Function(COA) 1214 - Psychological Services
Function(COA) 1215 - Speech Services	56,239.00	12,581.53	56,201.69	.00	37.31	100	79,215.91	Function(COA) 1215 - Speech Services
Function(COA) 1216 - Social Work Services	124,322.00	27,954.72	124,253.87	.00	68.13	100	120,137.79	Function(COA) 1216 - Social Work Services
Function(COA) 1218 - Teacher Consultant	109,346.00	24,399.57	108,955.49	.00	390.51	100	162,392.42	Function(COA) 1218 - Teacher Consultant
Function(COA) 1219 - Other Pupil Support	28,037.00	2,725.08	24,569.48	.00	3,467.52	88	27,116.32	Function(COA) 1219 - Other Pupil Support
Function(COA) 1221 - Improvement of Instruction	.00	.00	.00	.00	.00	0	.00	Function(COA) 1221 - Improvement of Instruction
Function(COA) 1222 - Educational Media Services	68,978.00	13,380.68	70,142.45	.00	(1,164.45)	102	66,831.47	Function(COA) 1222 - Educational Media Services
Function(COA) 1241 - Office of the Principal	438,867.00	45,642.19	435,888.79	.00	2,978.21	99	429,171.58	Function(COA) 1241 - Office of the Principal
Facility(COA) 08039 - Mill Creek Totals	\$4,743,785.00	\$920,090.43	\$4,734,296.38	\$0.00	\$9,488.62	100 %	\$4,304,202.03	
Facility(COA) 08040 - Cornerstone								
Function(COA) 1111 - Elementary Instruction	2,503,776.00	534,969.65	2,496,585.37	.00	7,190.63	100	2,302,104.13	Function(COA) 1111 - Elementary Instruction
Function(COA) 1122 - Special Education Instruction	602,599.00	114,864.88	635,743.12	.00	(33,144.12)	106	614,901.86	Function(COA) 1122 - Special Education Instruction
Function(COA) 1125 - Compensatory Education	62,302.00	13,995.75	62,470.09	.00	(168.09)	100	63,287.63	Function(COA) 1125 - Compensatory Education
Function(COA) 1212 - Guidance Services	.00	.00	.00	.00	.00	0	.00	Function(COA) 1212 - Guidance Services
Function(COA) 1213 - Health Services	177,778.00	33,982.66	178,459.20	.00	(681.20)	100	172,875.07	Function(COA) 1213 - Health Services
Function(COA) 1214 - Psychological Services	45,855.00	9,134.25	40,020.77	.00	5,834.23	87	67,098.65	Function(COA) 1214 - Psychological Services
Function(COA) 1215 - Speech Services	384,519.00	82,212.12	372,945.75	.00	11,573.25	97	341,690.53	Function(COA) 1215 - Speech Services
Function(COA) 1216 - Social Work Services	75,514.00	27,197.76	77,453.96	.00	(1,939.96)	103	70,277.52	Function(COA) 1216 - Social Work Services
Function(COA) 1218 - Teacher Consultant	120,953.00	17,130.47	120,490.75	.00	462.25	100	118,535.73	Function(COA) 1218 - Teacher Consultant
Function(COA) 1219 - Other Pupil Support	13,675.00	2,885.55	14,326.33	.00	(651.33)	105	20,834.66	Function(COA) 1219 - Other Pupil Support
Function(COA) 1221 - Improvement of Instruction	6,000.00	685.54	7,351.20	.00	(1,351.20)	123	8,306.76	Function(COA) 1221 - Improvement of Instruction
Function(COA) 1222 - Educational Media Services	127,913.00	28,790.27	127,687.46	.00	225.54	100	125,567.81	Function(COA) 1222 - Educational Media Services
Function(COA) 1225 - Technology Assessment	.00	.00	.00	.00	.00	0	.00	Function(COA) 1225 - Technology Assessment
Function(COA) 1227 - Academic Student	5,000.00	(5,674.96)	.00	.00	5,000.00	0	4,602.03	Function(COA) 1227 - Academic Student
Function(COA) 1241 - Office of the Principal	284,169.00	30,651.16	286,404.74	.00	(2,235.74)	101	276,258.68	Function(COA) 1241 - Office of the Principal
Function(COA) 1331 - Community Activities	.00	.00	.00	.00	.00	0	.00	Function(COA) 1331 - Community Activities
Function(COA) 1351 - Care of Children	.00	.00	.00	.00	.00	0	.00	Function(COA) 1351 - Care of Children
Function(COA) 1391 - Other Community Services	.00	.00	.00	.00	.00	0	.00	Function(COA) 1391 - Other Community Services
Facility(COA) 08040 - Cornerstone Totals	\$4,410,053.00	\$891,425.10	\$4,419,938.74	\$0.00	(\$9,885.74)	100 %	\$4,186,341.06	
Facility(COA) 08989 - Bates								
Function(COA) 1111 - Elementary Instruction	2,009,654.00	385,410.59	1,958,026.37	.00	51,627.63	97	1,876,211.17	Function(COA) 1111 - Elementary Instruction
Function(COA) 1122 - Special Education Instruction	209,013.00	43,963.48	218,780.10	.00	(9,767.10)	105	229,812.76	Function(COA) 1122 - Special Education Instruction
Function(COA) 1125 - Compensatory Education	43,616.00	31,085.23	79,365.23	.00	(35,749.23)	182	68,675.62	Function(COA) 1125 - Compensatory Education
Function(COA) 1212 - Guidance Services	.00	.00	.00	.00	.00	0	.00	Function(COA) 1212 - Guidance Services
Function(COA) 1214 - Psychological Services	25,137.00	6,759.31	27,197.16	.00	(2,060.16)	108	23,931.47	Function(COA) 1214 - Psychological Services
Function(COA) 1215 - Speech Services	115,157.00	26,183.22	116,764.28	.00	(1,607.28)	101	109,251.98	Function(COA) 1215 - Speech Services
Function(COA) 1216 - Social Work Services	116,295.00	26,062.68	116,238.17	.00	56.83	100	114,398.37	Function(COA) 1216 - Social Work Services
Function(COA) 1218 - Teacher Consultant	67,034.00	1,105.63	21,953.66	.00	45,080.34	33	60,198.20	Function(COA) 1218 - Teacher Consultant
Function(COA) 1219 - Other Pupil Support	7,048.00	49.99	3,754.59	.00	3,293.41	53	14,815.61	Function(COA) 1219 - Other Pupil Support

Expenses by Building/Program

Fiscal Year to Date 06/30/17



Function(COA) Code	Amended Budget	Current Month Actual	Actual FYTD	Encumbrances	Budget - Actual	% Received / % Spent	Prior Year Total	Facility(COA) Code
Function(COA) 1221 - Improvement of Instruction	.00	.00	.00	.00	.00	0	.00	Function(COA) 1221 - Improvement of Instruction
Function(COA) 1222 - Educational Media Services	77,736.00	16,962.66	77,443.71	.00	292.29	100	73,399.07	Function(COA) 1222 - Educational Media Services
Function(COA) 1241 - Office of the Principal	282,394.00	40,138.84	260,505.03	.00	21,888.97	92	205,118.78	Function(COA) 1241 - Office of the Principal
Function(COA) 1271 - Pupil Transportation Services	.00	.00	.00	.00	.00	0	.00	Function(COA) 1271 - Pupil Transportation Services
Function(COA) 1331 - Community Activities	1,395.00	.00	878.94	.00	516.06	63	940.56	Function(COA) 1331 - Community Activities
Function(COA) 1351 - Care of Children	.00	.00	.00	.00	.00	0	.00	Function(COA) 1351 - Care of Children
Facility(COA) 08989 - Bates Totals	\$2,954,479.00	\$577,721.53	\$2,880,907.24	\$0.00	\$73,571.76	98 %	\$2,776,753.59	
Facility(COA) 09078 - Transportation Services	14,553.00	1,050.92	13,766.34	.00	786.66	95	14,484.25	Function(COA) 1261 - Operating Buildings
Function(COA) 1261 - Operating Buildings								Function(COA) 1261 - Operating Buildings
Function(COA) 1271 - Pupil Transportation Services	1,544,515.00	181,541.36	1,512,642.70	.00	31,872.30	98	1,449,888.51	Function(COA) 1271 - Pupil Transportation Services
Facility(COA) 09078 - Transportation Totals	\$1,559,068.00	\$182,592.28	\$1,526,409.04	\$0.00	\$32,658.96	98 %	\$1,464,372.76	
Facility(COA) 09079 - B&G Services	2,552,162.00	317,341.71	2,570,358.05	.00	(18,196.05)	101	2,538,368.96	Function(COA) 1261 - Operating Buildings
Function(COA) 1261 - Operating Buildings								Function(COA) 1261 - Operating Buildings
Facility(COA) 09079 - B&G Totals	\$2,552,162.00	\$317,341.71	\$2,570,358.05	\$0.00	(\$18,196.05)	101 %	\$2,538,368.96	
Fund(COA) 11 - General Fund Totals	\$39,041,928.00	\$7,244,594.38	\$38,659,107.65	\$0.00	\$382,820.35	99 %	\$36,448,820.21	
Facility(COA) 23 - Community Service Fund								
Facility(COA) 00000 - District Instruction	149,793.00	15,456.41	152,902.11	.00	(3,109.11)	102	169,541.05	Function(COA) 1118 - Pre-Kindergarten
Function(COA) 1118 - Pre-Kindergarten								Function(COA) 1118 - Pre-Kindergarten
Function(COA) 1221 - Improvement of Instruction	.00	.00	.00	.00	.00	0	.00	Function(COA) 1221 - Improvement of Instruction
Function(COA) 1226 - Program Direction/Sp Ed	7,079.00	(502.20)	.00	.00	7,079.00	0	5,015.82	Function(COA) 1226 - Program Direction/Sp Ed
Function(COA) 1257 - Internal Services	.00	.00	.00	.00	.00	0	.00	Function(COA) 1257 - Internal Services
Function(COA) 1261 - Operating Buildings Services	35,026.00	3,643.50	27,722.42	.00	7,303.58	79	28,112.80	Function(COA) 1261 - Operating Buildings Services
Function(COA) 1271 - Pupil Transportation Services	80,000.00	37,228.07	88,471.54	.00	(8,471.54)	111	75,835.06	Function(COA) 1271 - Pupil Transportation Services
Function(COA) 1291 - Pupil Activities/Athletics	662,431.00	64,831.86	712,041.97	.00	(49,610.97)	107	810,565.89	Function(COA) 1291 - Pupil Activities/Athletics
Function(COA) 1311 - Community Services	273,650.00	18,448.43	266,585.41	.00	7,064.59	97	276,409.42	Function(COA) 1311 - Community Services
Function(COA) 1321 - Community Recreation	448,445.00	32,418.44	369,131.15	.00	79,313.85	82	397,460.32	Function(COA) 1321 - Community Recreation
Function(COA) 1351 - Care of Children	855,967.00	78,685.03	819,106.14	.00	36,860.86	96	1,068,209.67	Function(COA) 1351 - Care of Children
Function(COA) 1391 - Other Community Services	126,646.00	49,995.32	136,130.71	.00	(9,484.71)	107	116,961.99	Function(COA) 1391 - Other Community Services
Function(COA) 1611 - Transfer Out to GF	89,703.00	7,304.97	82,731.34	.00	6,971.66	92	98,948.74	Function(COA) 1611 - Transfer Out to GF
Facility(COA) 00000 - District Totals	\$2,728,740.00	\$307,509.83	\$2,654,822.79	\$0.00	\$73,917.21	97 %	\$3,047,060.76	
Facility(COA) 00214 - Wylie Services	.00	.00	.00	.00	.00	0	80,387.89	Function(COA) 1261 - Operating Buildings
Function(COA) 1261 - Operating Buildings								Function(COA) 1261 - Operating Buildings
Facility(COA) 00214 - Wylie Totals	\$0.00	\$0.00	\$0.00	\$0.00	\$0.00	+++	\$80,387.89	
Facility(COA) 00913 - High School Services	.00	.00	.00	.00	.00	0	41,558.42	Function(COA) 1261 - Operating Buildings
Function(COA) 1261 - Operating Buildings								Function(COA) 1261 - Operating Buildings
Facility(COA) 00913 - High School Totals	\$0.00	\$0.00	\$0.00	\$0.00	\$0.00	+++	\$41,558.42	
Facility(COA) 02362 - Jenkins Services	57,465.00	4,422.50	46,844.78	.00	10,620.22	82	31,442.28	Function(COA) 1261 - Operating Buildings
Function(COA) 1261 - Operating Buildings								Function(COA) 1261 - Operating Buildings

Expenses by Building/Program

Fiscal Year to Date 06/30/17



Function(COA) Code	Amended Budget	Current Month Actual	Actual FYTD	Encumbrances	Budget - Actual	% Received / % Spent	Prior Year Total	Facility(COA) Code
Fund(COA) 23 - Community Service Fund								
Facility(COA) 02362 - Jenkins	\$57,465.00	\$4,422.50	\$46,844.78	\$0.00	\$10,620.22	82 %	\$31,442.28	
Facility(COA) 00000 - District	\$2,786,205.00	\$311,932.33	\$2,701,667.57	\$0.00	\$84,537.43	97 %	\$3,200,449.35	
Fund(COA) 25 - School Lunch Fund								
Facility(COA) 00000 - District	.00	35,649.47	35,649.47	.00	(35,649.47)	0	26,763.20	Function(COA) 1219 - Other Pupil Support
Function(COA) 1219 - Other Pupil Support	2,390.00	88.00	2,278.61	.00	111.39	95	6,784.06	Function(COA) 1261 - Operating Buildings
Function(COA) 1261 - Operating Buildings								Services
Function(COA) 1297 - Food Services	443,811.00	122,982.28	448,425.77	.00	(4,614.77)	101	595,444.99	Function(COA) 1297 - Food Services
Function(COA) 1611 - Transfer Out to GF	137,366.00	(16,435.74)	95,422.56	.00	41,943.44	69	126,826.54	Function(COA) 1611 - Transfer Out to GF
Facility(COA) 00000 - District	\$583,567.00	\$142,284.01	\$581,776.41	\$0.00	\$1,790.59	100 %	\$755,818.79	
Fund(COA) 00214 - Wylie								
Facility(COA) 00214 - Wylie	124,670.00	11,011.01	112,949.92	.00	11,720.08	91	130,157.93	Function(COA) 1297 - Food Services
Function(COA) 1297 - Food Services	\$124,670.00	\$11,011.01	\$112,949.92	\$0.00	\$11,720.08	91 %	\$130,157.93	
Fund(COA) 00913 - High School								
Facility(COA) 00913 - High School	334,849.00	21,089.67	297,767.06	.00	37,081.94	89	313,629.39	Function(COA) 1297 - Food Services
Function(COA) 1297 - Food Services	\$334,849.00	\$21,089.67	\$297,767.06	\$0.00	\$37,081.94	89 %	\$313,629.39	
Fund(COA) 04609 - Creekside								
Facility(COA) 04609 - Creekside	139,069.00	11,192.38	121,057.96	.00	18,011.04	87	139,008.89	Function(COA) 1297 - Food Services
Function(COA) 1297 - Food Services	\$139,069.00	\$11,192.38	\$121,057.96	\$0.00	\$18,011.04	87 %	\$139,008.89	
Fund(COA) 08039 - Mill Creek								
Facility(COA) 08039 - Mill Creek	149,982.00	9,648.44	153,625.25	.00	(3,643.25)	102	158,846.62	Function(COA) 1297 - Food Services
Function(COA) 1297 - Food Services	\$149,982.00	\$9,648.44	\$153,625.25	\$0.00	(\$3,643.25)	102 %	\$158,846.62	
Fund(COA) 08040 - Cornerstone								
Facility(COA) 08040 - Cornerstone	90,029.00	7,576.91	90,937.10	.00	(908.10)	101	104,878.50	Function(COA) 1297 - Food Services
Function(COA) 1297 - Food Services	\$90,029.00	\$7,576.91	\$90,937.10	\$0.00	(\$908.10)	101 %	\$104,878.50	
Fund(COA) 08989 - Bates								
Facility(COA) 08989 - Bates	88,859.00	8,548.64	83,678.63	.00	5,180.37	94	87,147.16	Function(COA) 1297 - Food Services
Function(COA) 1297 - Food Services	\$88,859.00	\$8,548.64	\$83,678.63	\$0.00	\$5,180.37	94 %	\$87,147.16	
Fund(COA) 25 - School Lunch Fund								
Facility(COA) 25 - School Lunch Fund	\$1,511,025.00	\$211,351.06	\$1,441,792.33	\$0.00	\$69,232.67	95 %	\$1,689,487.28	
Fund(COA) 30 - Debt Retirement Fund								
Facility(COA) 00000 - District	51,000.00	350.00	15,186.32	.00	35,813.68	30	5,084.35	Function(COA) 1259 - Other Business Services
Function(COA) 1259 - Other Business Services	10,003,019.00	257,925.00	10,760,943.76	.00	(757,924.76)	108	15,205,232.76	Function(COA) 1511 - Debt Service - Principal
Function(COA) 1511 - Debt Service - Principal	.00	.00	.00	.00	.00	0	.00	Function(COA) 1512 - Debt Service - Payment to Escrow Agent
Function(COA) 1512 - Debt Service - Payment to Escrow Agent								
Fund(COA) 30 - Debt Retirement Fund								
Facility(COA) 00000 - District	\$10,054,019.00	\$258,275.00	\$10,776,130.08	\$0.00	(\$722,111.08)	107 %	\$15,210,317.11	
Function(COA) 1259 - Other Business Services	\$10,054,019.00	\$258,275.00	\$10,776,130.08	\$0.00	(\$722,111.08)	107 %	\$15,210,317.11	
Function(COA) 1511 - Debt Service - Principal	\$53,393,177.00	\$8,026,152.77	\$53,578,697.63	\$0.00	(\$185,520.63)	100 %	\$56,549,073.95	
Function(COA) 1512 - Debt Service - Payment to Escrow Agent								

Dexter Community Schools Capital Projects Fund Summary		2008 Bond Issue		
Account	Description	Project Budget	Project Actual	Project Variance
480-151-0000	CAP PROJ INVESTMENT INTEREST	2,463,606	453,066	
480-591-0000	CAP PROJ BOND PRINC PROCEEDS	47,890,000	46,380,000	1,510,000
480-591-1000	CAP PROJ BOND PREM/DISC ON ISSUE	1,527,242		
	Total Revenue	50,353,606	48,360,308	1,993,298
481-252-3150-000-0000-0000-00	CAP PROJ FINANCIAL ADVISOR	58,023	50,878	7,145
481-252-3190-000-0000-000000-00	CAP PROJ PROF SERV/CREDIT RA	44,500	54,384	(9,884)
481-252-3510-000-0000-000000-00	CAP PROJ ADVERTISE/NOTICES	15,000	3,781	11,219
481-252-4910-000-0000-000000-00	CAP PROJ BOND ELECTION	20,500	-	20,500
481-252-7410-000-0000-000000-00	CAP PROJ FEES ISSUANCE	17,805	10,462	7,343
	FISCAL SERVICES District Managed	155,828	119,505	36,323
481-259-3990-000-0000-000000-00	CAP PROJ BOND INSURANCE ISSU	286,016	-	286,016
	OTHER BUSINESS SERVICES District Managed	286,016	-	286,016
481-271-6610-000-0000-09078-00	CAP PROJ NEW SCHOOL BUSES	6,162,000	3,065,342	3,096,658
	CAPITAL TRANSPORTATION ACQUISITION District Managed	6,162,000	3,065,342	3,096,658
481-284-3190-000-0000-000000-00	CAP PROJ CONSULT TECHNOLOGY	310,641	294,066	16,575
481-284-3190-000-0000-000000-01	CAP PROJ CONSULT SECURITY	101,500	118,300	(16,800)
481-284-6450-000-0000-000000-00	CAP PROJ TECHNOLOGY DISTRICT	6,088,936	5,671,398	417,538
481-284-6450-000-0000-000000-01	CAP PROJ ADMIN SOFTWARE	102,254	102,254	(102,254)
	CAPITAL TECHNOLOGY ACQUISITION District Managed	6,501,077	6,186,018	315,059
481-284-6450-000-0000-00214-00	CAP PROJ TECHNOLOGY WYLIE	652,752	155,985	496,767
481-284-6450-000-0000-00913-00	CAP PROJ TECHNOLOGY HS	1,212,000	366,673	845,327
481-284-6450-000-0000-04609-00	CAP PROJ TECHNOLOGY CREEKSID	485,084	517,956	(32,872)
481-284-6450-000-0000-08039-00	CAP PROJ TECHNOLOGY MCREEK	446,144	209,434	236,710
481-284-6450-000-0000-08040-00	CAP PROJ TECHNOLOGY CSTONE	253,200	135,104	118,096
481-284-6450-000-0000-08989-00	CAP PROJ TECHNOLOGY BATES	196,313	89,692	106,621
481-284-6450-000-0000-09078-00	CAP PROJ TECHNOLOGY BUS GAR	208,440	186,075	22,365
481-284-6450-000-0000-09931-00	CAP PROJ TECHNOLOGY COPEL/SR	264,480	10,758	253,722
	CAPITAL TECHNOLOGY INFRASTRUCTURE Granger Managed	3,718,413	1,671,679	2,046,734
481-451-3190-000-0000-000000-00	CAP PROJ PROF SERV SITE ACQ	25,000	19,055	5,945
481-451-6110-000-0000-000000-00	CAP PROJ SITE ACQUISITION	2,755,000	3,101,375	(346,375)
	SITE ACQUISITION SERVICES District Managed	2,780,000	3,120,429	(340,429)
481-452-3190-000-0000-00214-00	CAP PROJ ARCHITECT CONNECTRD	147,308	193,844	(46,536)
	SITE IMPROVEMENT ARCHITECT SERVICES District Managed	147,308	193,844	(46,536)
481-452-6310-000-0000-00214-00	CAP PROJ SITE IMPROVE WYLIE	1,657,379	2,021,791	(364,412)

6

Dexter Community Schools Capital Projects Fund Summary		2008 Bond Issue		
Account	Description	Project Budget	Project Actual	Project Variance
481-452-6310-000-0000-00913-00	CAP PROJ SITE IMPROVE HS	974,006	739,830	234,176
481-452-6310-000-0000-00913-21	CAP PROJ SITE IMPROVE HS ATH	173,239	173,239	(173,239)
481-452-6310-000-0000-04609-00	CAP PROJ SITE IMPROVE CREEKS	714,774	1,115,252	(400,478)
481-452-6310-000-0000-04609-21	CAP PROJ SITE IMPROVE CS ATH	663,440	1,346,078	(1,346,078)
481-452-6310-000-0000-08039-00	CAP PROJ SITE IMPROVE MCREEK	116,973	116,973	546,467
481-452-6310-000-0000-08039-21	CAP PROJ SITE IMPROVE MC ATH	695,090	695,090	(695,090)
481-452-6310-000-0000-08040-00	CAP PROJ SITE IMPROVE CSTONE	158,585	310,549	(151,964)
481-452-6310-000-0000-08989-00	CAP PROJ SITE IMPROVE BATES	76,500	109,436	(32,936)
481-452-6310-000-0000-09078-00	CAP PROJ SITE IMPROVE BUS GA	596,000	1,227,550	(631,550)
481-452-6310-000-0000-09931-00	CAP PROJ SITE IMPROVE CPL/SR	58,000	140,788	(82,788)
SITE IMPROVEMENT CONSTRUCTION SERVICE	Granger Managed	4,898,684	7,996,576	(3,097,892)
481-453-3190-000-0000-00000-00	CAP PROJ UNALLOC PROF FEES	1,308,090	127,638	1,180,452
481-453-3190-000-0000-00000-01	CAP PROJ ARCHITECT REIMB	50,000	76,497	(26,497)
481-453-3190-000-0000-00000-02	CAP PROJ ARCH PROJ DESG REIM	250,000	99,163	150,837
481-453-3190-000-0000-00214-00	CAP PROJ ARCHITECT WYLIE 3-4	188,521	307,298	(118,777)
481-453-3190-000-0000-00214-21	CAP PROJ ARCHITECT WYL ATH/P	119,018	119,018	0
481-453-3190-000-0000-00913-00	CAP PROJ ARCHITECT HS 9-12	364,015	378,729	(14,714)
481-453-3190-000-0000-00913-21	CAP PROJ ARCHITECT HS ATH/PO	61,090	160,599	(99,509)
481-453-3190-000-0000-04609-00	CAP PROJ ARCHITECT CREEK 5-6	291,541	327,908	(36,267)
481-453-3190-000-0000-04609-21	CAP PROJ ARCHITECT CRK ATHL	69,748	88,071	(18,323)
481-453-3190-000-0000-08039-00	CAP PROJ ARCHITECT MC 7-8	223,464	227,347	(3,883)
481-453-3190-000-0000-08039-21	CAP PROJ ARCHITECT MC ATHL	33,332	33,332	(0)
481-453-3190-000-0000-08040-00	CAP PROJ ARCHITECT CStone K-2	97,966	97,966	-
481-453-3190-000-0000-08989-00	CAP PROJ ARCHITECT BATES K-2	43,513	97,225	(53,712)
481-453-3190-000-0000-09078-00	CAP PROJ ARCHITECT BUS GARAG	212,343	281,913	(69,570)
481-453-3190-000-0000-09931-00	CAP PROJ ARCHITECT COPEL/SR	44,196	56,101	(11,905)
ARCHITECT/ENGINEER SERVICES	District Managed	3,356,937	2,478,804	878,133
481-455-6220-000-0000-00913-21	CAP PROJ NEW HS ATHL BLD/FLD	366,500	703,614	(337,114)
481-455-6220-000-0000-04609-21	CAP PROJ NEW CRK ATHL BLDG/F	224,000	531,302	(307,302)
481-455-6220-000-0000-08039-21	CAP PROJ NEW MC ATHL BLDG/FI	224,000	180,326	43,674
BUILDING NEW CONSTRUCTION SERVICES	Granger Managed	814,500	1,415,242	(600,742)
481-456-3190-000-0000-00000-00	CAP PROJ CONSTRUCT MGR FEE	730,589	755,976	(25,387)
481-456-3190-000-0000-00000-01	CAP PROJ CONSTRUCT MGR REIMB	1,975,552	2,425,005	(449,453)
481-456-6220-000-0000-00000-00	CAP PROJ RENOVATION DISTRICT	-	-	-
481-456-6220-000-0000-00214-00	CAP PROJ RENOVATION WYL 3-4	1,344,282	2,557,526	(1,213,244)
481-456-6220-000-0000-00214-23	CAP PROJ RENOVATION WYL POOL	2,146,834	1,679,064	467,770
481-456-6220-000-0000-00913-00	CAP PROJ RENOVATION HS 9-12	4,003,182	2,271,065	1,732,117
481-456-6220-000-0000-00913-23	CAP PROJ RENOVATION HS POOL	308,000	268,263	39,737
481-456-6220-000-0000-04609-00	CAP PROJ RENOVATION CRK 5-6	2,840,770	2,308,689	532,081
481-456-6220-000-0000-08039-00	CAP PROJ RENOVATION MC 7-8	2,596,109	2,211,204	384,905

Dexter Community Schools Capital Projects Fund Summary		2008 Bond Issue		
Account	Description	Project Budget	Project Actual	Project Variance
481-456-6220-000-0000-08040-00	CAP PROJ RENOVATION CSTN K-2	1,206,380	1,108,294	98,086
481-456-6220-000-0000-08989-00	CAP PROJ RENOVATION BATESK-2	537,993	1,283,536	(745,543)
481-456-6220-000-0000-09078-00	CAP PROJ RENOVATION BUS GARG	1,703,361	1,544,841	158,520
481-456-6220-000-0000-09931-00	CAP PROJ RENOVATION COPEL/SR	573,861	695,959	(122,098)
BUILDING RENOVATION SERVICES	Granger Managed	19,966,913	19,109,421	857,492
481-456-6450-000-0000-00000-00	CAP PROJ RE-EQP GRANGER BUDGET		183,346	(183,346)
BUILDING RE-EQUIP - GRANGER BUDGET	Granger Managed	-	183,346	(183,346)
481-456-6450-000-0000-00214-00	CAP PROJ RE-EQUIP WYLIE 3-4	30,456	21,328	9,128
481-456-6450-000-0000-00913-00	CAP PROJ RE-EQUIP HS 9-12	176,791	47,600	129,191
481-456-6450-000-0000-00913-20	CAP PROJ RE-EQUIP MUSIC	615,749	564,069	51,680
481-456-6450-000-0000-00913-21	CAP PROJ RE-EQUIP ATHLETICS	-	156,013	(156,013)
481-456-6450-000-0000-04609-00	CAP PROJ RE-EQUIP CREEK 5-6	98,733	109,348	(10,615)
481-456-6450-000-0000-08039-00	CAP PROJ RE-EQUIP MC 7-8	117,240	55,705	61,535
481-456-6450-000-0000-08989-00	CAP PROJ RE-EQUIP CSTONE K-2	24,784	58,018	(33,234)
481-456-6450-000-0000-09078-00	CAP PROJ RE-EQUIP BATES K-2	33,077	29,290	3,787
481-456-6450-000-0000-09931-00	CAP PROJ RE-EQUIP BUS GARAGE	185	2,087	(1,902)
481-456-6450-000-0000-09079-00	CAP PROJ RE-EQUIP COPEL/SR	10,700	8,055	2,645
481-456-7410-000-0000-00000-00	CAP PROJ GEN REQ PERMITS/FEE		41,321	(41,321)
BUILDING RE-EQUIP	District Managed	1,107,715	1,092,834	14,881
481-459-3170-000-0000-00000-00	CAP PROJ BOND COUNSEL	100,000	100,488	(488)
481-459-3170-000-0000-00000-01	CAP PROJ BOND COUNSEL ISSUNC	71,890	50,785	21,105
481-459-3180-000-0000-00000-00	CAP PROJ AUDITOR	10,500	29,070	(18,570)
OTHER FACILITIES ACQUISITION	District Managed	182,390	180,343	2,047
481-511-7330-000-0000-00000-00	CAP PROJ BOND ISSUE DISCOUNT	275,825	-	275,825
CAP PROJ BOND ISSUE DISCOUNT	District Managed	275,825	-	275,825
Total Expenses		50,353,606	46,813,383	3,540,223
District Managed Project Totals		20,955,096	16,437,120	4,517,977
Granger Managed Project Totals		29,398,510	30,376,264	(977,754)
662-431-7810	CONSTRUCTION DONATIONS	50,353,606	46,813,383	3,540,223
662-431-7810	CONSTRUCTION COSTS		147,950	
Balance			-	
Revenue - Expense (Actual)			1,546,925	
MILAF Bank Statement Balance 06-30-17			1,546,925	
Variance			(0)	