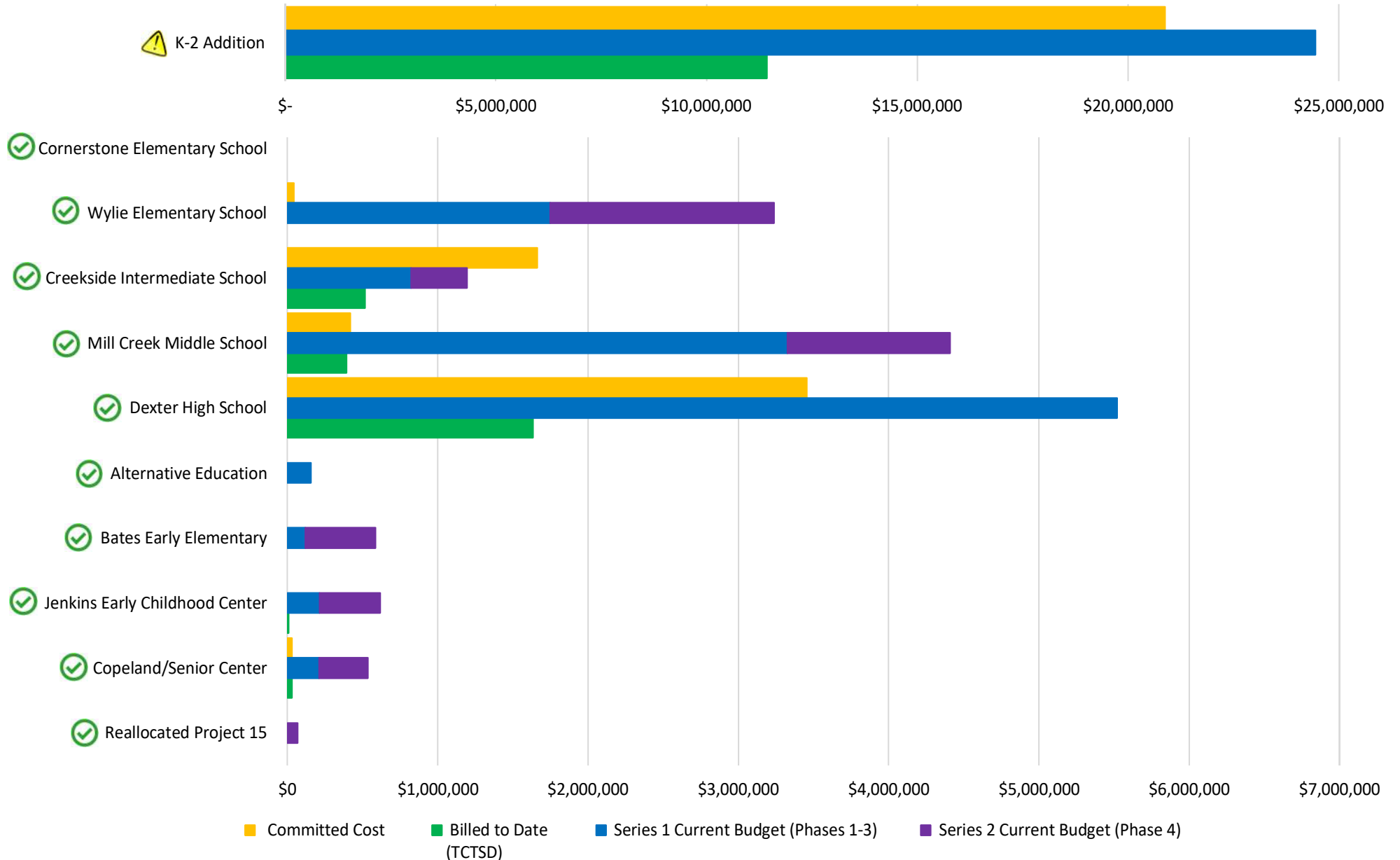


# Financial Dashboard





2017 Bond

# Summary

# GRANGER Construction Management Board Report - September 2018

Description of Work	Total Original Budget	Series 1 (Phases 1-3)				
		Original Budget	Budget Revisions	Current Budget (Col 1 + 2)	Pending and Committed Project Cost	Variance from Current Budget (Col 3-4) Surplus/(Deficit)
<b>Construction Costs</b>						
Project #01: K-2 Addition	\$ 21,871,604	\$ 24,861,559	\$ (420,174)	\$ 24,441,385	\$ 24,441,385	\$ (0)
Project #02: Cornerstone Elementary School	\$ 1,628,981	<i>CES (Project #2) was combined into NES (Project #1) above</i>				
Project #03: Wylie Elementary School	\$ 3,236,902	\$ 1,780,799	\$ (33,622)	\$ 1,747,177	\$ 1,747,177	\$ -
Project #04: Creekside Intermediate School	\$ 4,498,653	\$ 1,195,813	\$ (70,080)	\$ 1,125,733	\$ 1,125,733	\$ -
Project #05: Mill Creek Middle School	\$ 5,024,640	\$ 3,292,280	\$ 177,279	\$ 3,469,559	\$ 3,469,559	\$ -
Project #06: Dexter High School	\$ 8,710,776	\$ 6,239,614	\$ (718,464)	\$ 5,521,150	\$ 5,521,150	\$ -
Project #07: Alternative Education	\$ 158,258	\$ 158,258	\$ -	\$ 158,258	\$ 158,258	\$ -
Project #08: Bates Early Elementary	\$ 586,113	\$ 118,112	\$ -	\$ 118,112	\$ 118,112	\$ -
Project #09: Jenkins Early Childhood Center	\$ 616,713	\$ 315,464	\$ (100,613)	\$ 214,851	\$ 214,851	\$ -
Project #10: Copeland/Senior Center	\$ 552,422	\$ 209,036	\$ -	\$ 209,036	\$ 209,036	\$ -
Projects #11-15	\$ 135,270	\$ 65,635	\$ -	\$ 65,635	\$ 65,635	\$ -
CM General Conditions Costs	\$ 912,158	\$ 716,690	\$ -	\$ 716,690	\$ 716,690	\$ -
Construction Manager Services	\$ 2,966,611	\$ 2,581,186	\$ -	\$ 2,581,186	\$ 2,581,186	\$ -
<b>SUBTOTAL CM Responsibility</b>	<b>\$ 50,899,101</b>	<b>\$ 41,534,445</b>	<b>\$ (1,165,674)</b>	<b>\$ 40,368,771</b>	<b>\$ 40,368,772</b>	<b>\$ (0)</b>
Project #07: Alternative Education (Owner Managed)	\$ 633,496	\$ 633,496	\$ -	\$ 633,496	\$ 37,996	\$ 595,500
<b>TOTAL 2017 Bond Construction Project Costs</b>	<b>\$ 51,532,597</b>	<b>\$ 42,167,941</b>	<b>\$ (1,165,674)</b>	<b>\$ 41,002,267</b>	<b>\$ 40,406,768</b>	<b>\$ 595,500</b>
Project #6: High School Fields Work (from 2008 Bond)	\$ 600,000	\$ 600,000	\$ -	\$ 600,000	\$ 600,000	\$ -
<b>TOTAL Construction Project Costs</b>	<b>\$ 52,132,597</b>	<b>\$ 42,767,941</b>	<b>\$ (1,165,674)</b>	<b>\$ 41,602,267</b>	<b>\$ 41,006,768</b>	<b>\$ 595,500</b>

Amounts are through September 2018 billing.

Series 2 work is anticipated to start in 2022 and reporting will be shown at that time.

### Active Projects Status

Building	Target Dates		Status
	Start	Finish	
K-2 Addition	11-2017	12-2018	✔ Work progressing on schedule
High School Twin Turf Fields	5-2018	10-2018	⚠ Slightly behind schedule <sup>1</sup>
Creekside Quad Softball Fields	7-2018	10-2018	⚠ Slightly behind schedule <sup>2</sup>
Wylie Pool Chemical Room	10-2018	10-2018	✔ Work progressing on schedule
Wylie Locker Room Renovation	10-2018	8-2019	✔ Bids Received & Under Review
Mill Creek Additions	10-2018	8-2019	✔ Bids Received & Under Review

1. *Due to turf installation crew availability. Anticipated completion at end of October.*
2. *Due to City storm water approvals. Anticipated seeding by mid/late October. Some improvements will extend into November.*

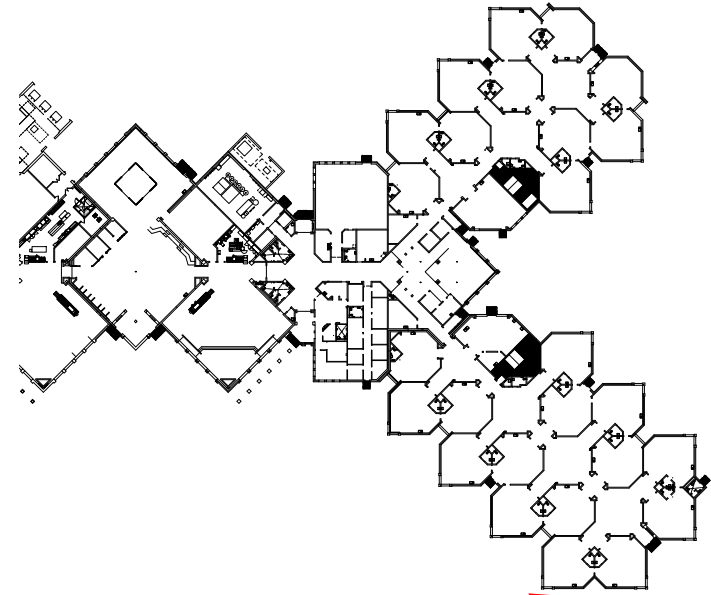


# K-2 Addition

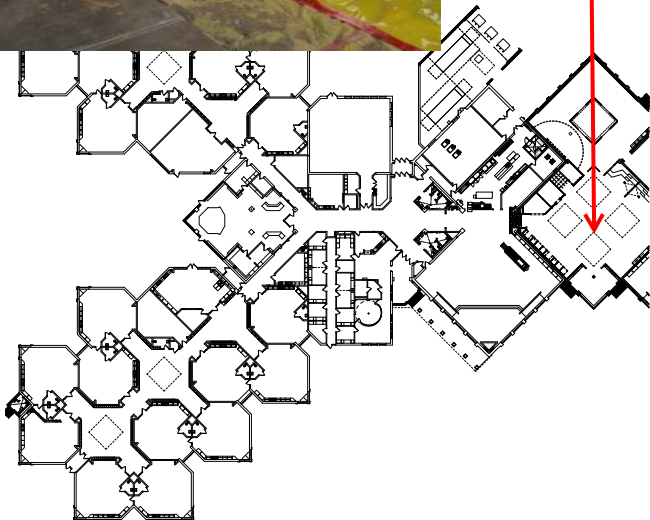
# GRANGER Construction Management Board Report - September 2018



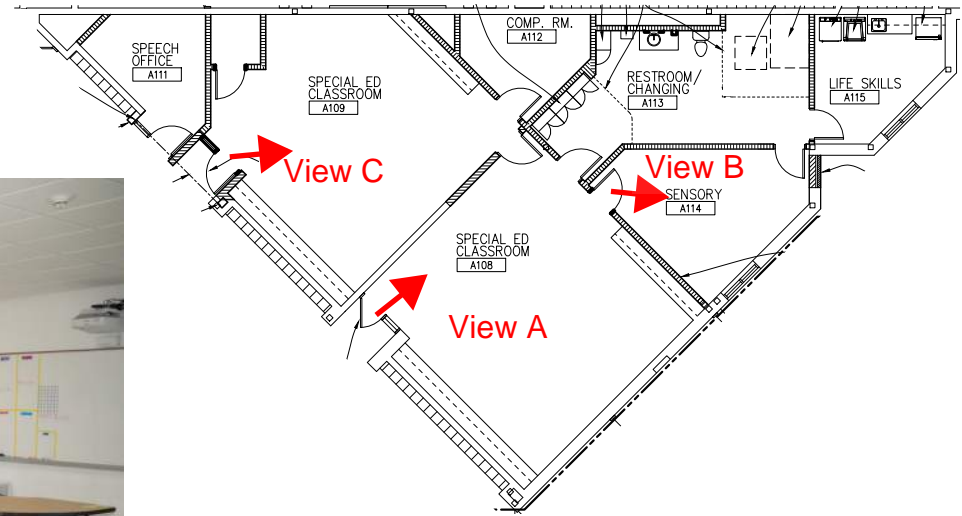
View 1 - The Innovation Gallery looking south under a skylight.



View 2 - Looking northwest along the southeast classroom wing



## Mill Creek Middle School Special Education



View A - Classroom 108



View B - Sensory




View C - Classroom 109

## Twin Turf Fields



Looking east across the fields toward the high school

## Drinking Fountains



After



Before

**Creekside Intermediate School**



Roundabout into Creekside Parking Lot



Parking Lot Looking toward Roundabout